


ANNUAL STATEMENT OF ACCOUNTS

2014-2015



Pandit Dwarka Prasad Mishra
Indian Institute of Information Technology
Design & Manufacturing Jabalpur
(An Institute of National Importance Estd. by an Act of Parliament)

Dumna Airport Road, P.O. Khamaria,
Jabalpur - 482 005 (M.P.) India

**Pandit Dwarka Prasad Mishra Indian Institute of Information Technology,
Design & Manufacturing Jabalpur**

Annual Account for the F.Y. 2014-15

INDEX

S.No.	Particulars	Page No.
1.	BALANCE SHEET	1
2.	INCOME AND EXPENDITURE ACCOUNT	2
3.	INCOME AND EXPENDITURE OF SUBSIDIARY ACCOUNTS	3
4.	SCHEDULE-1 CONSOLIDATED CORPUS/CAPITAL FUND	4
5.	SCHEDULE-1.1CORPUS	5
6.	SCHEDULE-1.2 CONSOLIDATED INTERNAL CORPUS FUND	6
7.	SUB SCHEDULE-1.2A INSTITUTE INTERNAL CORPUS FUND	7
8.	SUB SCHEDULE-1.2B PROJECT CAPITAL FUND	7
9.	SCHEDULE-2 DESIGNATED/ EARMARKED/ENDOWMENT FUND	8
10.	SCHEDULE-3 CURRENT LIABILITIES & PROVISIONS	9
11.	SCHEDULE-3A.1 SPONSORED PROJECTS	10
12.	SCHEDULE-3A.2 SPONSORED PROJECTS-OTHER	11
13.	SCHEDULE-3B SPONSORED FELLOWSHIPS AND SCHOLARSHIPS	12
14.	SCHEDULE-3C UNUTILISED GRANTS FROM GOVERNMENT OF INDIA-PLAN	13
15.	SCHEDULE-3DBALANCE FUND OF SUBSIDIARY ACCOUNTS	14
16.	SCHEDULE-4 CONSOLIDATED FIXED ASSETS-PLAN	15
17.	SCHEDULE-4A (FIXED ASSETS)-PLAN	16-20
18.	SCHEDULE-4B FIXED ASSETS OUT OF PROJECT FUND	21
19.	SCHEDULE-4C FIXED ASSETS OUT OF PROFESSIONAL DEVELOPMENT FUND	21
20.	SCHEDULE-4D (FIXED ASSETS SUBSIDIARY ACCOUNTS)	22-23
21.	SCHEDULE-5 INVESTMENTS FROM EARMARKED/ENDOWMENT FUNDS	24
22.	SCHEDULE-6 INVESTMENTS OTHER	25
23.	SCHEDULE-7 CURRENT ASSETS	26
24.	SCHEDULE-8 LOANS, ADVANCE & DEPOSITS	27
25.	SCHEDULE-9 (FEES/SUBSCRIPTIONS)	28
26.	SCHEDULE-9.1 FEES/SUBSCRIPTIONS OF SUBSIDIARY ACCOUNTS	29
27.	SCHEDULE-10 GRANTS/SUBSIDIES (IRREVOCABLE GRANTS RECEIVED) PLAN	30
28.	SCHEDULE-11 INCOME FROM INVESTMENTS	31
29.	SCHEDULE-11.1 INCOME FROM INVESTMENTS	32
30.	SCHEDULE-12 INTEREST EARNED	33
31.	SCHEDULE-12.1 INTEREST EARNED OF SUBSIDIARY ACCOUNTS	34
32.	SCHEDULE-13 OTHER INCOME	35
33.	SCHEDULE 13.1 OTHER INCOME OF SUBSIDIARY ACCOUNTS	36
34.	SCHEDULE 14- PRIOR PERIOD INCOME	37
35.	SCHEDULE 15 STAFF PAYMENTS & BENEFITS ESTABLISHMENT EXPENSES-PLAN	38
36.	SCHEDULE 15 A- EMPLOYEES RETIREMENT AND TERMINAL BENEFITS	39
37.	SCHEDULE 16 ACADEMIC EXPENSES-PLAN	40
38.	SCHEDULE 16.1 ACADEMIC EXPENSES OF SUBSIDIARY ACCOUNTS	41

**Pandit Dwarka Prasad Mishra Indian Institute of Information Technology,
Design & Manufacturing Jabalpur**

Annual Account for the F.Y. 2014-15

INDEX

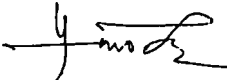
S.No.	Particulars	Page No.
39	SCHEDULE 17.1 ADMINISTRATIVE AND GENERAL EXPENSES	42
40	SCHEDULE 17.1 ADMINISTRATIVE AND GENERAL EXPENSES OF SUBSIDIARY ACCOUNTS	43
41	SCHEDULE 18- TRANSPORTATION EXPENSES- PLAN	44
42	SCHEDULE 19- REPAIRS & MAINTENANCE - PLAN	45
43	SCHEDULE 19.1 REPAIRS & MAINTENANCE OF SUBSIDIARY ACCOUNTS	46
44	SCHEDULE 20- FINANCE COSTS	47
45	SCHEDULE 20.1 FINANCE COSTS OF SUBSIDIARY ACCOUNTS	48
46	SCHEDULE 21- OTHER EXPENSES	49
47	SCHEDULE 22- PRIOR PERIOD EXPENSES	50
48	SCHEDULE 22.1 PRIOR PERIOD EXPENSES OF SUBSIDIARY ACCOUNT	51
49	RECEIPTS & PAYMENT ACCOUNT	52-54
50	SCHEDULE 23 SIGNIFICANT ACCOUNTING POLICIES	55-59
51	SCHEDULE 24 CONTINGENT LIABILITIES AND NOTES TO ACCOUNTS	60-63
52	BALANCE SHEET NPS TIER- 1 ACCOUNT	64
53	INCOME AND EXPENDITURE ACCOUNT NPS TIER-1 ACCOUNT	65
54	RECEIPTS AND PAYMENTS ACCOUNT NPS TIER-1 ACCOUNT	66
55	UTILISATION CERTIFICATE GRANT IN AID (PLAN)- CONSOLIDATED	67
56	UTILISATION CERTIFICATE CREATION OF CAPITAL ASSETS- CONSOLIDATED	68
57	UTILISATION CERTIFICATE CREATION OF CAPITAL ASSETS- GENERAL CATEGORY	69
58	UTILISATION CERTIFICATE CREATION OF CAPITAL ASSETS- SCHEDULED CASTES CATEGORY	70
59	UTILISATION CERTIFICATE CREATION OF CAPITAL ASSETS - SCHEDULED TRIBE CATEGORY	71
60	UTILISATION CERTIFICATE GRANT IN AID GENERAL (PLAN) - CONSOLIDATED CATAGORY	72
61	UTILISATION CERTIFICATE GRANT IN AID GENERAL (PLAN)- GENERAL CATAGORY	73
62	UTILISATION CERTIFICATE GRANT IN AID GENERAL (PLAN)- SCHEDULED CASTES CATAGORY	74
63	UTILISATION CERTIFICATE GRANT IN AID GENERAL (PLAN)- SCHEDULED TRIBE CATAGORY	75
64	UTILISATION CERTIFICATE GRANT IN AID SALARY (PLAN) -CONSOLIDATED	76
65	UTILISATION CERTIFICATE GRANT IN AID SALARY (PLAN) - GENERAL	77
66	UTILISAION CERTIFICATE GRANT IN AID SALARY (PLAN)- SCHEDULED CASTES CATEGORY	78
67	UTILISATION CERTIFICATE GRANT IN AID SALARY (PLAN)- SCHEDULED TRIBE CATAGORY	79


**Pandit Dwarka Prasad Mishra Indian Institute of Information Technology,
Design & Manufacturing Jabalpur**

BALANCE SHEET AS AT 31ST MARCH, 2015

Amount in ₹

SOURCES OF FUNDS	SCHE- DULES	CURRENT YEAR (AS AT 31/03/2015)	PREVIOUS YEAR (AS AT 31/03/2014)
CORPUS/CAPITAL FUND	1	292,78,60,464	242,68,01,749
DESIGNATED/EARMARKED/ENDOWMENT FUNDS	2	0	0
CURRENT LIABILITIES & PROVISIONS	3	10,55,53,168	11,36,04,266
TOTAL		303,34,13,632	254,04,06,015
APPLICATION OF FUNDS			
FIXED ASSETS	4		
TANGIBLE ASSETS		69,45,38,706	71,45,82,103
INTANGIBLE ASSETS		1,87,63,990	1,85,95,414
CAPITAL WORK-IN-PROGRESS		186,74,63,697	97,44,66,261
INVESTMENTS FROM EARMARKED / ENDOWMENT FUNDS	5		
LONG TERM		0	0
SHORT TERM		0	0
INVESTMENTS-OTHERS	6	80,00,000	0
CURRENT ASSETS	7	27,21,73,306	19,93,26,319
LOANS, ADVANCES & DEPOSITS	8	17,24,73,933	63,34,35,918
TOTAL		303,34,13,632	254,04,06,015
SIGNIFICANT ACCOUNTING POLICIES	23		
CONTINGENT LIABILITIES AND NOTE TO ACCOUNTS	24		


(Prabodh Pandey)
Dy. Registrar (F&A)


(Ram Phal Dwivedi)
Registrar



(S G Deshmukh)
Director (I/c)

**Pandit Dwarka Prasad Mishra Indian Institute of Information Technology,
Design & Manufacturing Jabalpur**


**INCOME AND EXPENDITURE ACCOUNT
FOR THE PERIOD 01/04/2014 TO 31/03/2015**

Amount in ₹

PARTICULARS	SCHEDULE	CURRENT YEAR (AS AT 31/03/2015)	PREVIOUS YEAR (AS AT 31/03/2014)
A INCOME			
ACADEMIC RECEIPTS	9	4,46,86,003	3,57,68,553
GRANTS / SUBSIDIES	10	22,97,33,822	20,15,72,722
INCOME FROM INVESTMENTS	11	1,00,55,569	67,00,073
INTEREST EARNED	12	14,02,863	16,28,221
OTHER INCOMES	13	14,26,844	27,43,918
PRIOR PERIOD INCOME	14	68,323	12,00,702
TOTAL (A)		28,73,73,424	24,96,14,189
B EXPENDITURE			
STAFF PAYMENTS & BENEFITS(ESTABLISHMENT EXPENSES)	15	11,37,25,731	9,52,15,088
ACADEMIC EXPENSES	16	4,63,19,607	3,67,54,350
ADMINISTRATIVE AND GENERAL EXPENSES	17	6,37,65,296	6,19,59,500
TRANSPORTATION EXPENSES	18	34,37,666	35,65,498
REPAIRS & MAINTENANCE	19	24,66,326	40,64,237
FINANCE COSTS	20	19,196	14,049
DEPRECIATION	4	7,06,14,487	5,39,04,826
OTHER EXPENSES	21	0	0
PRIOR PERIOD EXPENSES	22	3,66,818	170
TOTAL (B)		30,07,15,127	25,54,77,718
BALANCE BEING EXCESS OF INCOME OVER EXPENDITURE (A-B)		(13,341,703)	(5,863,529)
TRANSFER TO INSTITUTE CAPITAL FUND			
INTERNAL INCOME	1.2A	5,75,71,279	4,80,41,297
BUILDING FUND		0	0
BALANCE BEING SURPLUS (DEFICIT) CARRIED TO GENERAL FUND		5,75,71,279	4,80,41,297
BALANCE BEING SURPLUS (DEFICIT) CARRIED TO CORPUS FUND		(70,912,982)	(53,904,826)
SIGNIFICANT ACCOUNTING POLICIES	23		
CONTINGENT LIABILITIES AND NOTE TO ACCOUNTS	24		


(Prabodh Pandey)
Dy. Registrar (F & A)


(Ram Phal Dwivedi)
Registrar



(S G Deshmukh)
Director (I/c)


Pandit Dwarka Prasad Mishra Indian Institute of Information Technology, Design & Manufacturing Jabalpur

**INCOME AND EXPENDITURE OF SUBSIDIARY ACCOUNTS
FOR THE PERIOD 01/04/2014 TO 31/03/2015**

Amount in ₹

PARTICULARS	SCHE DULES	CURRENT YEAR						PREVIOUS YEAR TOTAL
		Hall 01	Hall 03	Hall 04	Gymkhana	Library	TOTAL	
A INCOME								
ACADEMIC RECEIPTS	9.1	17,91,826	13,60,150	19,55,500	28,08,800	54,703	79,70,979	0
GRANTS / SUBSIDIES		0	0	0	0	0	0	0
INCOME FROM INVESTMENTS	11.1	95,201	1,43,073	0	90,102	0	3,28,376	0
INTEREST EARNED	12.1	1,38,213	1,01,418	56,950	17,464	8,429	3,22,474	
OTHER INCOMES	13.1	62,800	46,100	42,100	0	4,256	1,55,256	0
PRIOR PERIOD INCOME								
TOTAL (A)		20,88,040	16,50,741	20,54,550	29,16,366	67,388	87,77,085	0
B EXPENDITURE								
STAFF PAYMENTS & BENEFITS		0	0	0	0	0	0	0
ACADEMIC EXPENSES	16.1	5,900	0	0	5,00,353	0	5,06,253	0
ADMINISTRATIVE AND GENERAL EXPENSES	17.1	97,818	1,32,781	87,459	1,47,795	0	4,65,853	0
TRANSPORTATION EXPENSES		0	0	0	0	0	0	0
REPAIRS & MAINTENANCE	19.1	1,99,328	1,55,676	96,751	28,891	0	4,80,646	0
FINANCE COSTS	20.1	70	210	0	70	0	350	0
DEPRECIATION	4	47,258	23,261	41,856	13,066	0	1,25,441	0
OTHER EXPENSES		0	0	0	0	0	0	0
PRIOR PERIOD EXPENSES		85,330	35,402	14,335	6,784	0	1,41,851	0
TOTAL (B)		4,35,704	3,47,330	2,40,401	6,96,959	0	17,20,394	0
BALANCE BEING EXCESS OF INCOME OVER EXPENDITURE (A-B)		1,652,336	1,303,411	1,814,149	2,219,407	67,388	7,056,691	-
TRANSFER TO CAPITAL FUND (SUBSIDIARY ACCOUNTS)	1.2C	1,652,336	1,303,411	1,814,149	2,219,407	67,388	7,056,691	
SIGNIFICANT ACCOUNTING POLICIES	23							
CONTINGENT LIABILITIES AND NOTE TO ACCOUNTS	24							


(Prabodh Pandey)
Dy. Registrar (F&A)


(Ram Phal Dwivedi)
Registrar

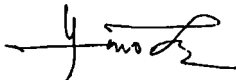

(S G Deshmukh)
Director (I/c)


**Pandit Dwarka Prasad Mishra Indian Institute of Information Technology,
Design & Manufacturing Jabalpur**


SCHEDULE -1 CONSOLIDATED CORPUS/CAPITAL FUND

Amount in ₹

PARTICULARS	SCHE- DULES	CURRENT YEAR (As at 31/03/2015)	PREVIOUS YEAR (As at 31/03/2014)
BALANCE AS AT THE BEGINNING OF THE YEAR		242,68,01,749	188,17,12,292
ADD: CONTRIBUTIONS TOWARDS INTERNAL CORPUS	1.2	5,75,71,279	4,80,41,297
ADD: GRANTS FROM GOVERNMENT OF INDIA TO THE EXTENT UTILIZED FOR CAPITAL EXPENDITURE	2	48,35,98,901	55,09,52,986
ADD:: ASSETS PURCHASED OUT OF EARMARKED FUNDS	1.2B	11,87,389	0
ADD:ASSETS PURCHASED OUT OF SPONSORED PROJECTS, WHERE OWNERSHIP VESTS IN THE INSTITUTION		0	0
ADD:ASSETS DONATED/GIFTS RECEIVED		0	0
ADD: OTHER ADDITIONS		0	0
ADD :- EXCESS OF INCOME OVER EXPENDITURE TRANSFERRED FROM THE INCOME & EXPENDITURE		0	0
(DEDUCT): ASSET WRITTEN OFF/DEPRICIATED DUR ING THE YEAR CREATED OUT OF CORPUS		(70,912,982)	(53,904,826)
BALANCE AT THE YEAR-END		2,89,82,46,336	2,42,68,01,749


(Prabodh Pandey)
Dy. Registrar (F&A)


(Ram Phal Dwivedi)
Registrar



(S G Deshmukh)
Director (I/c)

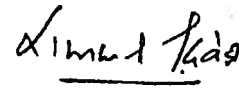
Pandit Dwarka Prasad Mishra Indian Institute of Information Technology,
Design & Manufacturing Jabalpur

SCHEDULE 1.1 - CORPUS

Amount in ₹

PARTICULARS	CURRENT YEAR (As at 31/03/2014)	PREVIOUS YEAR (As at 31/03/2013)
BALANCE AS AT THE BEGINNING OF THE YEAR	232,62,75,599	182,92,27,439
ADD: CONTRIBUTIONS TOWARDS CORPUS	48,35,98,901	55,09,52,986
DEDUCT: ASSET WRITTEN OFF/DEPRICIATED DURING THE YEAR CREATED OUT OF CORPUS	(7,09,12,982)	(5,39,04,826)
BALANCE AT THE YEAR-END	2,73,89,61,518	2,32,62,75,599


(Prabodh Pandey)
Dy. Registrar (F&A)



(Ram Phal Dwivedi)
Registrar

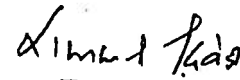

(S G Deshmukh)
Director (I/c)

SCHEDULE -1.2 CONSOLIDATED INTERNAL CORPUS FUND

Amount in ₹

PARTICULARS	CURRENT YEAR (As at 31/03/2015)	PREVIOUS YEAR (As at 31/03/2014)
BALANCE AS AT THE BEGINNING OF THE YEAR	10,05,26,150	5,24,84,853
ADD: CONTRIBUTIONS TOWARDS INTERNAL FUND	5,75,71,279	4,80,41,297
ADD: ASSETS PURCHASED OUT OF EARMARKED FUNDS	12,44,092	0
ADD/(DEDUCT): BALANCE OF NET INCOME/(EXPENDITURE) TRANSFERRED FROM THE INCOME (EXPENDITURE) ACCOUNT	(56,703)	0
BALANCE AT THE YEAR-END	15,92,84,818	10,05,26,150


(Prabodh Pandey)
Dy. Registrar (F&A)


(Ram Phal Dwivedi)
Registrar


(S G Deshmukh)
Director (I/c)

**Pandit Dwarka Prasad Mishra Indian Institute of Information Technology,
Design & Manufacturing Jabalpur**

SUB SCHEDULE -1.2A INSTITUTE INTERNAL CORPUS FUND

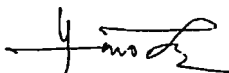
Amount in ₹


PARTICULARS	CURRENT YEAR (As at 31/03/2015)	PREVIOUS YEAR (As at 31/03/2014)
BALANCE AS AT THE BEGINNING OF THE YEAR	10,05,26,150	5,24,84,853
ADD: CONTRIBUTIONS TOWARDS GENERAL FUND	5,75,71,279	4,80,41,297
ADD/(DEDUCT): BALANCE OF NET INCOME/(EXPENDITURE) TRANSFERRED FROM THE INCOME (EXPENDITURE) ACCOUNT	0	0
BALANCE AT THE YEAR-END	15,80,97,429	10,05,26,150

SUB SCHEDULE -1.2B PROJECT CAPITAL FUND

Amount in ₹

PARTICULARS	CURRENT YEAR (As at 31/03/2015)	PREVIOUS YEAR (As at 31/03/2014)
BALANCE AS AT THE BEGINNING OF THE YEAR	0	0
ADD: CONTRIBUTIONS TOWARDS CAPITAL FUND	12,44,092	0
ADD/(DEDUCT): BALANCE OF NET INCOME/(EXPENDITURE) TRANSFERRED FROM THE INCOME (EXPENDITURE) ACCOUNT	(56,703)	0
BALANCE AT THE YEAR-END	11,87,389	0


(Prabodh Pandey)
Dy. Registrar (F&A)


(Ram Phal Dwivedi)
Registrar

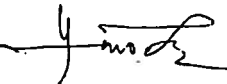

(S G Deshmukh)
Director (I/c)


**Pandit Dwarka Prasad Mishra Indian Institute of Information Technology,
Design & Manufacturing Jabalpur**

SCHEDULE - 2 DESIGNATED/EARMARKED/ENDOWMENT FUNDS

Amount in ₹

PARTICULARS	CURRENT YEAR (As at 31/03/2015)	PREVIOUS YEAR (As at 31/03/2014)
A) OPENING BALANCE OF THE FUNDS	0	0
B) ADDITION TO THE FUNDS:		
I) DONATIONS/GRANTS	0	0
II) INCOME FROM INVESTMENTS MADE ON ACCOUNT OF FUNDS (INTEREST ON PROJECT SAVING ACCOUNT)	0	0
III) PROJECT ADVANCE ADJUSTED FOR PREVIOUS YEAR	0	0
IV) ADVANCE FROM INST.FUND	0	0
TOTAL (A + B)	0	0
C) UTILISATION OF FUNDS		
I) CAPITAL EXPENDITURE		
a) SOFTWARE	0	0
b) EQUIPMENT	0	0
c) OTHERS (BOOKS)	0	0
II) REVENUE EXPENDITURE		
a) REFUND/ADJUSTED	0	0
b) RENT	0	0
c) OTHER RECURRING EXPENSES	0	0
III) PROJECT EXPENDITURE	0	0
IV) TRANSFER TO INCOME & EXPENDITURE A/C	0	0
TOTAL (C)	0	0
NET BALANCE AS AT YEAR END (A+B-C)	0	0


(Prabodh Pandey)
Dy. Registrar (F&A)


(Ram Phal Dwivedi)
Registrar

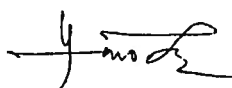

(S G Deshmukh)
Director (I/c)


**Pandit Dwarka Prasad Mishra Indian Institute of Information Technology,
Design & Manufacturing Jabalpur**


SCHEDULE 3 - CURRENT LIABILITIES & PROVISIONS

Amount in ₹

PARTICULARS		CURRENT YEAR (As at 31/03/2015)		PREVIOUS YEAR (As at 31/03/2014)	
A.	CURRENT LIABILITIES				
1	DEPOSITS FROM STAFF	0	0	0	0
2	DEPOSITS FROM STUDENTS				
	A. CAUTION MONEY PAYABLE	60,07,271		66,11,271	
	B. ADVANCE FEES RECEIVED FOR THE YEAR	1,12,18,665	1,72,25,936	88,74,935	1,54,86,206
3	SUNDRY CREDITORS				
	A) FOR GOODS & SERVICES	47,22,896		36,37,240	
	B) FOR CONSTRUCTIONS	32,12,376		33,47,209	
	C) OTHERS	24,15,537	1,03,50,809	21,26,498	91,10,947
4	DEPOSIT-OTHERS(INCLUDING EMD, SECURITY DEPOSIT)	55,24,447	55,24,447	53,43,679	53,43,679
5	STATUTORY LIABILITIES (GPF,TDS,WC TAX,CPF,GIS,NPS):				
	A) NEW PENSION CONTRIBUTION	8,79,299		19,846	
	B) GPF PAYABLE (OTHER INSTITUTES)	24,000		24,000	
	C) GIS PAYABLE	0		0	
	D) LIC PREMIUM	1,900		1,900	
	E) GSLIS	447		686	
	F) OVERDUE	0		0	
	G) OTHERS	5,250	9,10,896	0	46,432
7	OTHER CURRENT LIABILITIES				
	A) SALARIES	0		0	
	B) RECEIPTS AGAINST SPONSORED PROJECTS	1,05,98,637		1,18,84,858	
	C) RECEIPTS AGAINST SPONSORED FELLOWSHIPS & SCHOLARSHIPS	29,900		29,900	
	D) UNUTILISED GRANTS (MHRD PLAN)	2,35,53,241		5,60,38,964	
	E) GRANTS IN ADVANCE	0		0	
	F) OTHER FUNDS(MINISTRY OF SOCIAL JUSTICE EMPOWERMENT)	4,96,300		0	
	G) BALANCE FUND OF SUBSIDIARY ACCOUNT (SCH-3D)	2,96,14,128	6,42,92,206	0	6,79,53,722
	TOTAL (A)		9,83,04,294		9,79,40,986
B.	PROVISIONS				
1.	FOR TAXATION	0		0	
2.	GRATUITY	1,57,96,163		0	
3.	SUPERANNUATION/PENSION	0		0	
4.	ACCUMULATED LEAVE ENCASHMENT	1,75,13,755		1,29,37,733	
5.	TRADE WARRANTIES/CLAIMS	0		0	
6.	EXPENSES PAYABLE				
	A) EXCESS FEE REFUNDABLE	6,17,801		4,54,566	
	B) LIABILITY FOR EXPENSES	4,50,366		6,19,081	
	C) AUDIT FEES PAYABLE	1,65,000		80,000	
	D) STUDENT WELFARE FUND	10,26,500		6,64,500	
	E) ASSISTANTSHIP PAYABLE	3,000		32,000	
	F) HALL MANAGEMENT ACCOUNT PAYABLE	8,500		21,500	
	G) STUDENT BENEFIT ACCOUNT PAYABLE	5,050		9,950	
7.	ALUMNI ASSOCIATION SUBSCRIPTION	7,61,250		4,89,750	
8.	PDA PAYABLE	5,15,617		3,54,200	
	TOTAL (B)		3,68,63,002		1,56,63,280
	TOTAL (A+B)		13,51,67,296		11,36,04,266


(Prabodh Pandey)
Dy. Registrar (F&A)


(Ram Phal Dwivedi)
Registrar



(S G Deshmukh)
Director (I/c)


Pandit Dwarka Prasad Mishra Indian Institute of Information Technology, Design & Manufacturing Jabalpur

SCHEDULE - 3A.1 SPONSORED PROJECTS

Amount in ₹

S. No.	PROJECT NAME	OPENING BALANCE	GRANT/ ADVANCE DURING THE YEAR	INTEREST/ OTHER RECEIPTS	TOTAL FUND AVAILABLE	EXPENDITURE DURING THE YEAR			TOTAL EXPENSES	CLOSING BALANCE
						CAPITAL EXPENDITURE	REVENUE EXPENDITURE	AMOUNT REFUNDED/ ADJUSTED		
1	CONSTRAINED CURVE DRAWING ALGORITHMS FOR ROBOT MOTION PLANNING (PROF. A.OJHA)	23,087	0	0	23,087	0	0	23,087	23,087	0
2	VIRTUAL LAB ON MANUFACTURING PROCESSES (PROF. V.K.GUPTA)	8,73,096	0	44,580	9,17,676	45,703	33,694	0	79,397	8,38,279
3	IMPACT EVALUATION OF PUBLIC SERVICE GUARANTEE ACT - 2010 (SCHOOL OF GOOD GOVERNANCE AND POLICY ANALYSIS) (PROF. V.K.GUPTA)	54,951	0	2,982	57,933	0	0	0	0	57,933
4	VIRTUAL LAB ON AUTOMATED SYSTEM (PROF. TANUJA SHEOREY)	7,84,460	0	38,409	8,22,869	45,703	0	0	45,703	7,57,166
5	BRAIN CONTROL MOBILE ROBOT (DR.P.K.PADHY)	6,30,669	13,357	17,883	6,61,909	25,934	70,231	5,65,744	6,61,909	0
6	PROCESS DEPLOYMENT FOR THE FABRICATION OF FREE FORM COMPONENT THROUGH INCREMENTAL SHEET FORMING	55,30,010	0	2,91,046	58,21,056	3,41,545	3,68,151	0	7,09,696	51,11,360
7	WAVELETS AND OPERATIONAL MATRIX BASED TECHNIQUES FOR INTEGRAL AND DIFFERENTIAL EQUATIONS (DR.RAJESH PANDEY)	3,72,485	0	10,928	3,83,413	0	0	3,83,413	3,83,413	0
8	PRODUCTION ON COURSEWARE E-CONTENT DEVELOPMENT FOR POST GRADUTE SUBJECTS E-PG- PATHSHALA (PROF. A. OJHA)	6,95,063	0	0	6,95,063	0	0	6,95,063	6,95,063	0
9	TIME-VARYING HARMONICS AND INTER HARMONICS ESTIMATION IN REAL TIME FOR ONLINE APPLICATIONS (DR.SACHIN JAIN)	9,26,067	0	80,529	10,06,596	8,08,577	37,773	0	8,46,350	1,60,246
10	DEVELOPMENT OF ADDITIVE-SUBTRACTIVE INTEGRATED RP SYSTEM FOR IMPROVED PART QUALITY (DR.P.K.JAIN)	0	8,00,000	27,830	8,27,830	0	2,23,052	0	2,23,052	6,04,778
11	DESIGN OF STOVE/ CHULHA FOR RURAL MASSES OF INDIA (PROF.PUNEET TANDON)	0	75,000	0	75,000	0	45,000	0	45,000	30,000
12	ELECTRODEPOSITION OF MAGNETIC FILM IN THE PRESENCE OF EXTERNAL MAGNETIC FIELD (DR.A.C.MISHRA)	0	15,50,000	0	15,50,000	0	0	0	0	15,50,000
	TOTAL	98,69,888	24,38,357	5,14,187	1,28,22,432	12,67,462	7,77,901	16,67,307	37,12,870	91,09,762


(Prabodh Pandey)
Dy. Registrar (F&A)


(Ram Phal Dwivedi)
Registrar



(S G Deshmukh)
Director (I/C)


Pandit Dwarka Prasad Mishra Indian Institute of Information Technology, Design & Manufacturing Jabalpur

SCHEDULE - 3A.2 SPONSORED PROJECTS-OTHER

Amount in ₹

S. No.	PROJECT NAME	OPENING BALANCE	GRANT/ADVANCE DURING THE YEAR	INTEREST/ OTHER RECEIPTS	TOTAL FUNDS AVAILABLE	EXPENDITURE DURING THE YEAR			TOTAL EXPENSES	CLOSING BALANCE
						CAPITAL EXPENDITURE	REVENUE EXPENDITURE	AMOUNT REFUNDED/ ADJUSTED		
1	DIRECT ADMISSION OF STUDENTS ABROAD (DASA)	1,55,783	1,00,000	9,740	2,65,523	0	0	0	0	2,65,523
2	CONSULTANCY	1,99,187	0	29,800	2,28,987	0	0	0	0	2,28,987
3	CCMT 2014	0	3,43,833	0	3,43,833	0	3,43,833	0	3,43,833	0
4	JEE(MAIN) EXMINATION 2014	60,000	0	0	60,000	0	57,358	2,642	60,000	0
5	CSAB-2014	0	4,39,253	0	4,39,253	0	4,39,253	0	4,39,253	0
6	INDO-AUSTRALIA VISITING FELLOWSHIP FROM INDIAN NATIONAL SCIENCE ACADEMY (Dr. N.R.JENA)	16,00,000	3,05,959	0	19,05,959	0	19,05,959	0	19,05,959	0
7	ASME 2013 INT. DESIGN ENGG. TECHNICAL CONF. AND COMPUTERS AND INFORMATION IN ENGG CONF. (Dr. P.K.KANKAR)	0	1,20,311	0	1,20,311	0	1,20,311	0	1,20,311	0
8	15th INT. SYMPO. ON QUALITY ELECTRONIC DESIGN (Dr. JAWAR SINGH)	0	99,055	0	99,055	0	99,055	0	99,055	0
9	20th ASIA PACIFIC SOFTWARE ENGINEERING CONFERENCE, THAILAND (Mr. SAURABH TIWARI)	0	19,165	0	19,165	0	19,165	0	19,165	0
10	NAGAR NIGAM JABALPUR (RECRUITMENT)	0	11,32,075	0	11,32,075	0	1,37,710	0	1,37,710	9,94,365
11	ASME 2014 INT. DESIGN AND ENGINEERING TECHNICAL CONF. & COMPUTERS AND INFORMATION IN ENGINEERING CONF. (Dr. PRASHANT KUMAR JAIN)	0	1,70,429	0	1,70,429	0	1,70,429	0	1,70,429	0
	TOTAL	20,14,970	27,30,080	39,540	47,84,590	0	32,93,073	2,642	32,95,715	14,88,875


(Prabodh Pandey)
Dy. Registrar (F&A)



(Ram Phal Dwivedi)
Registrar



(S G Deshmukh)
Director (I/c)


SCHEDULE 3(B) SPONSORED FELLOWSHIPS AND SCHOLARSHIPS

Amount in ₹

PARTICULARS	OPENING BALANCE AS ON 01.04.2014		TRANSACTIONS DURING THE YEAR 2014-15		CLOSING BALANCE AS ON 31.03.2015	
	CR	DR	CR	DR	CR	DR
1 MINISTRY OF SOCIAL JUSTICE EMPOWERMENT	1,85,955	0	22,27,497	19,17,152	4,96,300	0
TOTAL	1,85,955	0	22,27,497	19,17,152	4,96,300	0


(Prabodh Pandey)
Dy. Registrar (F&A)


(Ram Phal Dwivedi)
Registrar

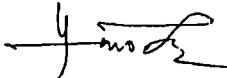

(S G Deshmukh)
Director (I/c)


**Pandit Dwarka Prasad Mishra Indian Institute of Information Technology,
Design & Manufacturing Jabalpur**


SCHEDULE 3C- UNUTILISED GRANTS FROM GOVERNMENT OF INDIA-PLAN

Amount in ₹

	PARTICULARS	CURRENT YEAR (As at 31/03/2015)	PREVIOUS YEAR (As at 31/03/2014)
A. PLAN GANTS :- GOVERNMENT OF INDIA			
	BALANCE BROUGHT FORWARD	5,60,38,964	85,64,672
Add	RECEIPTS DURING THE YEAR	68,08,47,000	80,00,00,000
	TOTAL (A)	73,68,85,964	80,85,64,672
Less :	REFUNDS	0	0
Less :	UTILISED FOR CAPITAL EXPENDITURE	48,35,98,901	55,09,52,986
Less :	UTILISED FOR REVENUE EXPENDITURE	22,97,33,822	20,15,72,722
	TOTAL (B)	71,33,32,723	75,25,25,708
	BALANCE CARRIED FORWARD (A-B)	2,35,53,241	5,60,38,964


(Prabodh Pandey)
Dy. Registrar (F&A)



(Ram Phal Dwivedi)
Registrar

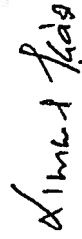

(S G Deshmukh)
Director (I/c)


SCHEDULE 3D - BALANCE FUND OF SUBSIDIARY ACCOUNTS

PARTICULARS	CURRENT YEAR (As at 31/03/2015)					PREVIOUS YEAR (As at 31/03/2014)
	Hall 01	Hall 03	Hall 04	Gymkhana	Library	
BALANCE AS AT THE BEGINNING OF THE YEAR	0	0	0	0	0	0
ADD: CONTRIBUTIONS TOWARDS CORPUS FUND	79,74,539	83,33,802	20,73,153	39,93,362	1,82,581	2,25,57,437
ADD/(DEDUCT): BALANCE OF NET INCOME/(EXPENDITURE) TRANSFERRED FROM THE INCOME (EXPENDITURE) ACCOUNT	16,52,336	13,03,411	18,14,149	22,19,407	67,388	70,56,691
BALANCE AT THE YEAR-END	96,26,875	96,37,213	38,87,302	62,12,769	2,49,969	2,96,14,128

Amount in ₹


(Prabodh Pandey)
Dy. Registrar (F&A)


(Ram Phal Dwivedi)
Registrar



(S G Deshmukh)
Director (I/c)


Pandit Dwarka Prasad Mishra Indian Institute of Information Technology, Design & Manufacturing Jabalpur


SCHEDULE - 4 (CONSOLIDATED FIXED ASSETS)-PLAN

Amount in ₹

SL No.	DESCRIPTION	GROSS BLOCK			DEPRECIATION			NET BLOCK				
		COSTVALUATION AS AT BEGINNING OF THE YEAR	ADDITIONS DURING THE YEAR	DEDUCTIONS DURING THE YEAR	COSTVALUATION AT THE YEAR-END	AS AT THE BEGINNING OF THE YEAR	FOR THE YEAR	ADJUSTMENTS (2014-15)	ON DEDUCTIONS DURING THE YEAR	TOTAL TO THE YEAR-END	AS AT THE CURRENT YEAR-END	AS AT THE PREVIOUS YEAR-END
		01 APRIL 2014	(2014-15)	(2014-15)	31 MARCH 2015	01 APRIL 2014	(2014-15)	(2014-15)	(2014-15)	31 MARCH 2015	31 MARCH 2015	31 MARCH 2014
		3	4	5	6	7	8	9	10	11	12	13
1	2											
A)	FIXED ASSETS											
I	TANGIBLE ASSETS											
a)	INSTITUTE MAIN ACCOUNT (Refer Schedule -4.1)	91,34,57,962	2,53,61,251	6,76,702	93,81,40,511	19,88,75,858	4,91,26,388	3,66,818	68,323	24,83,00,721	68,98,29,789	71,45,82,103
b)	FIXED ASSETS OUT OF PROJECT FUND (Refer Schedule -4.2)	0	12,44,092	0	12,44,092	0	56,703	0	0	56,703	11,87,369	0
c)	FIXED ASSETS OUT OF PROFESSIONAL DEVELOPMENT FUND (Refer Schedule -4.3)	0	21,32,768	0	21,32,768	0	2,18,321	0	0	2,18,321	19,14,447	0
d)	FIXED ASSETS FROM INSTITUTE SUBSIDIARY ACCOUNTS (Refer Schedule -4.4)	0	18,64,373	0	18,64,373	0	1,25,441	1,41,851	0	2,87,292	15,97,081	0
	TOTAL OF CURRENT YEAR (I)	91,34,57,962	3,06,02,484	6,76,702	94,33,81,744	19,88,75,858	4,95,26,833	5,08,669	68,323	24,88,43,037	69,45,28,706	71,45,82,103
II	INTANGIBLE ASSETS											
a)	INSTITUTE MAIN ACCOUNT (Refer Schedule -4.1)	8,51,87,522	2,14,38,374	0	10,66,25,896	6,65,92,108	2,12,69,788	0	0	8,78,61,906	1,87,63,990	1,85,95,414
b)	FIXED ASSETS OUT OF PROJECT FUND (Refer Schedule -4.2)	0	0	0	0	0	0	0	0	0	0	0
c)	FIXED ASSETS OUT OF PROFESSIONAL DEVELOPMENT FUND (Refer Schedule -4.3)	0	0	0	0	0	0	0	0	0	0	0
d)	FIXED ASSETS FROM INSTITUTE SUBSIDIARY ACCOUNTS (Refer Schedule -4.4)	0	0	0	0	0	0	0	0	0	0	0
	TOTAL OF CURRENT YEAR (II)	8,51,87,522	2,14,38,374	0	10,66,25,896	6,65,92,108	2,12,69,788	0	0	8,78,61,906	1,87,63,990	1,85,95,414
III	CAPITAL WORK-IN-PROGRESS											
a)	INSTITUTE MAIN ACCOUNT (Refer Schedule -4.1)	97,44,66,261	89,68,42,047	36,44,611	186,74,63,897	26,54,67,966	7,07,96,631	5,08,669	68,323	33,67,04,943	258,97,66,393	170,76,43,778
b)	FIXED ASSETS OUT OF PROJECT FUND (Refer Schedule -4.2)	0	0	0	0	0	0	0	0	0	0	0
c)	FIXED ASSETS OUT OF PROFESSIONAL DEVELOPMENT FUND (Refer Schedule -4.3)	0	0	0	0	0	0	0	0	0	0	0
d)	FIXED ASSETS FROM INSTITUTE SUBSIDIARY ACCOUNTS (Refer Schedule -4.4)	0	0	0	0	0	0	0	0	0	0	0
	TOTAL OF CURRENT YEAR (III)	97,44,66,261	89,68,42,047	36,44,611	186,74,63,897	26,54,67,966	7,07,96,631	5,08,669	68,323	33,67,04,943	258,97,66,393	170,76,43,778
	TOTAL OF CURRENT YEAR (I+II+III)	197,31,11,745	94,86,82,905	43,23,313	291,74,71,337	26,54,67,966	7,07,96,631	5,08,669	68,323	33,67,04,943	258,97,66,393	170,76,43,778


(Prabodh Pandey)
Dy. Registrar (F&A)


(Ram Phal Dwivedi)
Registrar


(S G Deshmukh)
Director (I/c)

SCHEDULE - 4A (FIXED ASSETS)-PLAN

Sl. NO	DESCRIPTION	GROSS BLOCK				DEPRECIATION			NET BLOCK			
		COST/ VALUATION AS AT BEGINNING OF THE YEAR	ADDITIONS DURING THE YEAR	DEDUCTIONS DURING THE YEAR	COST/ VALUATION AT THE YEAR-END	AS AT THE BEGINNING OF THE YEAR	FOR THE YEAR	ADJUSTMENTS	ON DEDUCTIONS DURING THE YEAR	TOTAL TO THE YEAR-END	AS AT THE CURRENT YEAR-END	AS AT THE PREVIOUS YEAR-END
		01 APRIL, 2014	(2014-15)	(2014-15)	31 MARCH, 2015	01 APRIL, 2014	(2014-15)	(2014-15)	(2014-15)	31 MARCH, 2015	31 MARCH, 2015	31 MARCH, 2014
1		3	4	5	6	7	8	9	10	11	12	13
A) FIXED ASSETS												
1	Land	19,53,976	0	0	19,53,976	0	0	0	0	0	19,53,976	19,53,976
2	Survey & Site Development											
B) BUILDINGS												
A) Boundary Wall												
i)	Boundary Wall - RCC/Ornamental	81,30,978	0	3,18,651	78,12,327	40,00,504	1,62,620	0	31,378	41,31,746	36,80,581	41,30,474
ii)	Boundary Wall Towards Gadheri Road	2,79,285	0	0	2,79,285	39,102	5,586	0	0	44,688	2,34,597	2,40,183
iii)	Brick Wall	80,75,748	0	0	80,75,748	12,92,120	1,61,515	0	0	14,53,635	66,22,113	67,83,628
iv)	Construction of Remaining Boundary Wall	23,94,749	0	0	23,94,749	3,11,317	47,895	0	0	3,59,212	20,35,537	20,83,432
v)	Grills in Opening of Existing Boundary Wall	7,77,765	0	0	7,77,765	38,888	15,555	0	0	54,443	7,23,322	7,38,877
B) Construction for Outdoor Games												
i)	Leveling of Play Field	11,55,717	0	0	11,55,717	74,325	23,114	0	0	97,439	10,58,278	10,81,392
ii)	Step B/w Volley Ball and Tennis Court	9,76,227	0	0	9,76,227	48,812	19,525	0	0	68,337	9,07,990	9,27,415
iii)	Temporary Badminton Shed	6,48,998	0	0	6,48,998	25,960	12,980	0	0	38,940	6,10,058	6,23,038
iv)	Tennis Court	29,75,105	0	0	29,75,105	1,68,080	59,502	0	0	2,27,582	27,47,523	28,07,025
v)	Volley Ball Court	3,12,918	0	0	3,12,918	21,903	6,258	0	0	28,161	2,84,757	2,91,015
vi)	Wall for Play Fields	10,68,736	0	0	10,68,736	85,500	21,375	0	0	1,06,875	9,61,861	9,83,236
C) Construction of Main Entrance												
i)	False Ceiling & Synthetic Plaster	1,26,609	0	0	1,26,609	10,128	2,592	0	0	12,660	1,13,949	1,16,481
ii)	Guard Room at Main Entrance	1,60,023	0	0	1,60,023	11,200	3,200	0	0	14,400	1,45,623	1,48,823
iii)	Sign Board at Main Entrance	1,29,192	0	0	1,29,192	8,936	2,584	0	0	11,520	1,17,672	1,20,256
iv)	Tubular Pipe Structure Gate	1,30,273	0	0	1,30,273	10,420	2,605	0	0	13,025	1,17,248	1,19,853
v)	Barbed Wire Fencing at Entrance	30,430	0	0	30,430	609	609	0	0	1,218	29,212	29,821
D) Core Lab Complex												
i)	Additional Computer Centre	2,86,007	0	0	2,86,007	8,580	5,720	0	0	14,300	2,71,707	2,77,427
ii)	Aluminium Partition of Directorate & IMD	1,33,611	0	0	1,33,611	5,344	2,672	0	0	8,016	1,25,595	1,28,267
iii)	Aluminium Work at Core Lab	1,27,060	9,724	0	1,36,784	11,435	2,736	0	0	14,171	1,22,613	1,15,625
iv)	Core Lab Complex	7,30,09,825	25,93,131	0	7,56,02,956	73,00,985	14,86,128	2,38,660	0	90,25,773	6,65,77,183	6,57,08,840
v)	Dismantling of Aluminium Partition at Core Lab	92,669	0	0	92,669	5,559	1,853	0	0	7,412	85,257	87,110
vi)	False Ceiling in Computer Lab & Faculty Room	1,33,355	0	0	1,33,355	10,668	2,667	0	0	13,335	1,20,020	1,22,687
vii)	Fencing Around the Core Lab Complex	4,43,138	0	0	4,43,138	44,315	8,863	0	0	53,178	3,89,960	3,98,823
viii)	FRP Sheet Work at Core Lab	97,727	0	0	97,727	8,797	1,955	0	0	10,752	86,975	88,930
ix)	Aluminium Partition of Dean & Reg. Chamber	82,904	0	0	82,904	1,658	1,658	0	0	3,316	79,588	81,246

Amul ka

Amul ka

5-

T) Septik Tank- FA	2,45,994	0	2,45,994	7,380	4,920	0	0	12,300	2,33,694	2,36,614
U) Shed for Additional Computer Centre	13,85,061	0	13,85,061	69,253	27,701	0	0	96,954	12,88,107	13,15,808
V) Shed for Electronic Lab	8,83,843	0	8,83,843	53,031	17,677	0	0	70,708	8,19,195	8,30,812
Y) Shed for Extension of Temporary Classroom	12,13,602	0	12,13,602	80,523	24,272	0	0	1,04,795	11,08,807	11,33,079
Z) Shed for Temporary Classroom	6,56,619	0	6,56,619	52,528	13,132	0	0	65,660	5,90,959	6,04,091
AA) U. G. Tank	8,69,123	0	8,69,123	1,58,975	17,382	0	0	1,76,357	6,92,766	7,10,148
AB) Work Shop Annex	43,53,554	2,74,884	46,28,438	7,72,385	89,820	0	0	8,62,205	37,66,233	35,81,169
AC) Aluminium Partition at L-9	1,95,522	0	1,95,522	3,910	3,910	0	0	7,820	1,87,702	1,91,612
AD) Providing & Fixing M.S. Tree Guard	1,16,789	0	1,16,789	2,336	2,336	0	0	4,672	1,12,117	1,14,453
AE) Aluminium Partition Work for Faculty Chambers at LHTC	0	2,22,521	2,22,521	4,450	4,450	0	0	4,450	2,18,071	0
AF) Machine Room with MS Stair & Foundation for Mobile Tower	0	5,22,961	5,22,961	10,459	10,459	0	0	10,459	5,12,502	0
AG) GI Pipes from Over Head Tank to Hall	0	10,06,683	10,06,683	20,134	20,134	0	0	20,134	9,86,549	0
4 ROADS & BRIDGES										
A) Roads										
i) Approach Road for Triple Seated Hostel 1	6,62,874	0	6,62,874	53,028	13,257	0	0	66,285	5,96,589	6,09,846
ii) Security Campus Road	1,07,23,473	0	1,08,051	1,05,35,422	2,14,469	0	19,745	44,05,401	61,30,021	65,12,796
B) Path and Parking										
i) Car Parking at Core Lab	6,34,648	0	6,34,648	63,465	12,693	0	0	76,158	5,58,490	5,71,183
ii) Extension of Parking Spaces at Core Lab Complex	3,49,626	0	3,49,626	13,986	6,993	0	0	20,979	3,28,647	3,35,640
iii) Path & Parking at PDP/III/TDM(SH-Civil)	13,17,862	0	13,17,862	1,31,785	26,357	0	0	1,58,142	11,59,720	11,86,077
iv) Pathway Near Canteen	8,55,482	0	8,55,482	68,440	17,110	0	0	85,550	7,69,932	7,87,042
v) Pathway with Super Reflective Interlocking	9,17,299	0	9,17,299	71,349	18,346	0	0	89,695	8,27,604	8,45,950
vi) Pathway Arrangement for Water Supply	2,12,837	0	2,12,837	4,257	4,257	0	0	8,514	2,04,323	2,08,580
5) TUBE WELL & WATER SUPPLY										
i) Tube Well & Water Supply	14,22,897	0	14,22,897	1,02,902	28,458	0	0	1,31,360	12,91,537	13,19,995
ii) GI Pipe & PVC Water Storage Tank	2,07,320	0	2,07,320	4,146	4,146	0	0	8,292	1,99,028	2,03,174
6) SEWERAGE & DRAINAGE										
A) Sewage Treatment Plant										
i) Providing & Laying PVC Pipe Construction Chamber For STP	17,81,470	0	17,81,470	1,06,887	35,629	0	0	1,42,516	16,38,954	16,74,583
ii) Sewage Treatment Plant	33,36,095	0	33,36,095	2,00,166	66,722	0	0	2,66,888	30,69,207	31,35,929
iii) Shed & M.S. Enclosure for STP	5,19,797	0	5,19,797	25,990	10,396	0	0	36,386	4,83,411	4,93,807
7) ELECTRICAL INSTALLATION AND EQUIPMENT										
i) Electrical Supply & Management System	76,13,994	1,92,684	78,06,678	16,74,261	3,88,562	0	0	20,62,823	57,43,855	59,39,733
8) PLANT & MACHINERY EQUIPMENTS										
i) Air Conditioner	49,06,776	3,68,005	52,74,781	13,86,239	2,57,818	0	0	16,44,057	36,30,724	35,20,537
ii) Battery	20,250	0	20,250	1,519	1,013	0	0	2,532	17,718	18,731
iii) Fire Equipments (Extinguishers)	6,73,350	0	6,73,350	67,336	33,668	0	0	1,01,004	5,72,346	6,06,014
iv) Generator Set	17,87,154	0	17,87,154	3,57,432	89,358	0	0	4,46,790	13,40,364	14,29,722
v) Electrical Supply & Management System	4,91,64,574	0	4,91,64,574	98,32,916	24,59,229	0	0	1,22,91,145	3,68,73,429	3,93,31,658
vi) Water purifier	5,37,880	2,66,030	8,03,910	26,694	33,915	0	0	60,809	7,43,101	5,10,986
9) SCIENTIFIC & LABORATORY EQUIPMENT										
i) Lab Equipment	18,78,67,787	9,14,661	18,87,82,448	6,00,42,548	1,50,80,520	0	0	7,51,23,068	11,36,59,380	12,78,25,239
10) OFFICE EQUIPMENT										
i) Office Equipment	1,76,22,553	27,86,758	2,04,11,311	32,01,712	14,49,118	0	0	46,50,830	1,57,60,481	1,44,20,841
11) AUDIO VISUAL EQUIPMENT										
i) Audio Visual Equipment	0	0	0	0	0	0	0	0	0	0

Handwritten signature

Handwritten signature

Handwritten mark

13) COMPUTER PERIPHERALS NETWORKING (COMPUTER)												
13	FURNITURE, FIXTURE & FITTINGS	6,69,46,621	23,47,894	1,72,000	6,91,22,515	4,81,82,185	1,37,85,283	0	17,200	6,19,50,268	71,72,247	1,87,64,436
14	OFFICE VEHICLES	4,47,70,198	1,12,34,404	0	5,60,04,602	1,58,68,068	37,92,383	0	0	1,96,60,451	3,63,44,151	2,88,02,130
15	LIBRARY BOOKS & SCIENTIFIC JOURNALS	27,31,108	0	0	27,31,108	22,31,610	2,73,111	0	0	25,04,721	2,26,387	4,99,498
	i) Library Books	1,01,46,244	7,86,735	0	1,09,32,979	94,26,244	10,62,346	0	0	1,04,88,590	4,44,389	7,20,000
16	SPORTS EQUIPMENT	1,42,972	0	0	1,42,972	15,401	7,149	0	0	22,550	1,20,422	1,27,571
	TOTAL OF CURRENT YEAR (A)	91,34,57,962	2,53,61,251	6,78,702	93,81,40,511	19,98,75,958	4,91,26,368	3,66,818	68,323	24,83,00,721	68,98,99,789	71,45,82,103
B) CAPITAL WORK-IN-PROGRESS												
A) Work Under Institute												
	i) Electric Installation	5,94,005	0	0	5,94,005	0	0	0	0	0	594,005	594,005
	ii) HT Line	15,77,281	0	0	15,77,281	0	0	0	0	0	1,577,281	1,577,281
	iii) SITC of 1000 KVA D.G. Set.	90,11,268	0	0	90,11,268	0	0	0	0	0	9,011,268	9,011,268
	iv) Construction of Director Residence	0	90,628	0	90,628	0	0	0	0	0	90,628	0
B) Work Under CPWD												
	i) Administrative Block	2,425,931	80,000,000	0	8,24,25,931	0	0	0	0	0	82,425,931	2,425,931
	ii) Basket Ball Court (Indoor)	24,236,262	14,482,727	0	3,87,18,989	0	0	0	0	0	38,718,989	24,236,262
	iii) Box Culvert over Nallah (in Zone A)	5,204,617	1,156,416	0	63,61,033	0	0	0	0	0	6,361,033	5,204,617
	iv) Box Culvert over Nallah (in Zone B)	5,137,201	1,156,416	0	62,93,617	0	0	0	0	0	6,293,617	5,137,201
	v) Hall of Residence - 8 (Girls Hostel)	18,27,198	5,56,22,710	0	5,74,49,908	0	0	0	0	0	57,449,908	1,927,198
	vi) External Sewerage System	44,31,204	0	0	44,31,204	0	0	0	0	0	4,431,204	4,431,204
	vii) Hall of Residence - 4 (CWIP)	19,16,19,059	1,56,31,568	0	20,72,50,627	0	0	0	0	0	20,725,0627	19,16,19,059
	viii) Primary Health Centre	7,67,413	3,05,68,564	0	3,13,35,977	0	0	0	0	0	31,335,977	767,413
	ix) Lecture Hall (CWIP)	20,01,15,178	12,41,25,278	688,507	32,35,51,949	0	0	0	0	0	323,551,949	20,01,15,178
	x) Library Cum Computer Centre	5,29,37,908	4,01,04,805	0	9,30,42,713	0	0	0	0	0	93,042,713	5,29,37,908
	xi) Mess & Dining Hall	2,68,73,449	2,31,37,000	0	5,00,10,449	0	0	0	0	0	50,010,449	2,68,73,449
	xii) Narmada Residency - 2	7,34,15,741	5,36,34,806	0	12,72,50,547	0	0	0	0	0	127,250,547	7,34,15,741
	xiii) Narmada Residency-3	9,93,03,994	6,58,57,048	0	16,51,61,042	0	0	0	0	0	165,161,042	9,93,03,994
	xiv) Hall of Residence - 7 (P.G. Hostel)	11,22,57,695	11,71,64,000	0	22,94,21,695	0	0	0	0	0	229,421,695	11,22,57,695
	xv) Rewa Residency	4,48,95,868	7,37,83,000	0	11,86,78,868	0	0	0	0	0	118,678,868	4,48,95,868
	xvi) Security Barrack	70,59,397	0	0	70,59,397	0	0	0	0	0	7,059,397	7,059,397
	xvii) Student Activity Center	20,35,185	4,69,68,812	0	4,90,03,997	0	0	0	0	0	49,003,997	2,035,185
	xviii) Visitor Hostel	7,18,35,381	2,31,97,000	0	9,50,32,381	0	0	0	0	0	95,032,381	7,18,35,381
	xix) Back Side Compound Wall	11,34,000	0	0	11,34,000	0	0	0	0	0	1,134,000	1,134,000
	xx) CC Road from Security Barrack to Hall - 1	69,61,000	0	0	69,61,000	0	0	0	0	0	6,961,000	6,961,000
	xxvi) CC Road from type V to Core Lab Complex	50,00,000	44,00,000	0	94,00,000	0	0	0	0	0	9,400,000	5,000,000
	xxvii) Electrical Networking System for road & Service Net	9,69,078	1,00,00,000	0	1,09,69,078	0	0	0	0	0	10,969,078	969,078
	xxviii) Footpath, Sewerage Line, Water Supply & drains	7,29,610	1,67,96,921	0	1,75,26,531	0	0	0	0	0	17,526,531	7,29,610
	xxiv) Multi Utility Centre	6,66,197	0	0	6,66,197	0	0	0	0	0	666,197	666,197
	xxv) Professional Lab Complex	29,52,842	0	0	29,52,842	0	0	0	0	0	2,952,842	2,952,842
	xxvi) RCC Overhead Tank	40,00,000	0	0	40,00,000	0	0	0	0	0	4,000,000	4,000,000


Yamde


Amal Das

5-

xxvii) RCC Sump Well	13,25,000	25,000	0	13,50,000	0	0	0	0	1,350,000	1,325,000
xxviii) Road Network Phase-1	1,08,000	2,38,92,000	0	2,40,00,000	0	0	0	0	24,000,000	108,000
xxix) Road and Service Network Phase-II	45,03,651	5,71,62,365	0	6,16,66,016	0	0	0	0	61,666,016	4,503,651
xxx) Street lighting Along Ring Road	1,64,494	1,00,00,000	0	1,01,64,494	0	0	0	0	10,164,494	164,494
xxxi) Technology Incubation Centre	11,35,402	0	0	11,35,402	0	0	0	0	1,135,402	1,135,402
xxxii) Type V Residential Quarter (2 Nos)	58,20,000	1,80,000	0	60,00,000	0	0	0	0	6,000,000	5,820,000
xxxiii) Site Development near LHTC	0	42,47,000	0	42,47,000	0	0	0	0	4,247,000	0
xxxiv) Horizontal Booster Pump set	0	1,65,900	0	1,65,900	0	0	0	0	165,900	0
C) Other Civil Mise. Works										
i) Other Civil Work	14,35,752	28,92,083	29,56,104	13,71,731	0	0	0	0	1,371,731	1,435,752
D) Capital Goods in Transit	0	0	0	0	0	0	0	0	0	0
i) Lab Equipment	0	0	0	0	0	0	0	0	0	0
TOTAL OF CURRENT YEAR (B)	97,44,66,261	89,66,42,047	35,44,611	186,74,63,697	0	0	0	0	186,74,63,697	97,44,66,261
C) INTANGIBLE ASSETS										
i) Computer Software	4,37,92,864	48,17,950	0	4,86,10,814	3,94,19,377	13,87,850	0	0	4,08,07,227	43,73,487
ii) Online Journals	4,13,94,658	1,66,20,424	0	5,80,15,082	2,71,72,731	1,98,81,948	0	0	4,70,54,679	1,42,21,927
TOTAL OF CURRENT YEAR (C)	8,51,87,522	2,14,38,374	0	10,66,25,896	6,65,92,108	2,12,69,798	0	0	8,78,61,906	1,87,63,990
TOTAL (A+B)	197,31,11,745	94,34,41,672	43,23,313	291,22,30,104	26,54,67,966	7,03,96,166	3,66,818	68,323	33,61,62,627	170,76,43,778


 (Prabodh Pandey)
 Dy. Registrar (F&A)


 (Ram Phal Dwivedi)
 Registrar


 (S G Deshmukh)
 Director (I/c)

SCHEDULE - 4B (FIXED ASSETS OUT OF PROJECT FUND)

Sl. No.	GROSS BLOCK					DEPRECIATION			NET BLOCK		
	COST/ VALUATION AS AT BEGINNING OF THE YEAR	ADDITIONS DURING THE YEAR	DEDUCTIONS DURING THE YEAR	COST/ VALUATION AT THE YEAR-END	AS AT THE BEGINNING OF THE YEAR	FOR THE YEAR	ADJUSTMENTS	ON DEDUCTIONS DURING THE YEAR	TOTAL TO THE YEAR-END	AS AT THE CURRENT YEAR-END	AS AT THE PREVIOUS YEAR-END
	01 APRIL, 2014	(2014-15)	(2014-15)	31 MARCH, 2015	01 APRIL, 2014	(2014-15)	(2014-15)	(2014-15)	31 MARCH, 2015	31 MARCH, 2015	31 MARCH, 2014
	3	4	5	6	7	8	9	10	11	12	13
1											
A) FIXED ASSETS											
I COMPUTER / PERIPHERALS NETWORKING (COMPUTER)	0	1,84,370	0	1,84,370	0	27,578	0	0	27,578	1,56,792	0
II LAB EQUIPMENT	0	10,58,582	0	10,58,582	0	29,082	0	0	29,082	10,29,500	0
III FURNITURE & FIXTURE	0	1,140	0	1,140	0	43	0	0	43	1,097	0
TOTAL OF CURRENT YEAR (A)	0	12,44,092	0	12,44,092	0	56,703	0	0	56,703	11,87,389	0

SCHEDULE - 4C (FIXED ASSETS OUT OF PROFESSIONAL DEVELOPMENT FUND)

Sl. No.	GROSS BLOCK					DEPRECIATION			NET BLOCK		
	COST/ VALUATION AS AT BEGINNING OF THE YEAR	ADDITIONS DURING THE YEAR	DEDUCTIONS DURING THE YEAR	COST/ VALUATION AT THE YEAR-END	AS AT THE BEGINNING OF THE YEAR	FOR THE YEAR	ADJUSTMENTS	ON DEDUCTIONS DURING THE YEAR	TOTAL TO THE YEAR-END	AS AT THE CURRENT YEAR-END	AS AT THE PREVIOUS YEAR-END
	01 APRIL, 2014	(2014-15)	(2014-15)	31 MARCH, 2015	01 APRIL, 2014	(2014-15)	(2014-15)	(2014-15)	31 MARCH, 2015	31 MARCH, 2015	31 MARCH, 2014
	3	4	5	6	7	8	9	10	11	12	13
1											
A) FIXED ASSETS											
I COMPUTER / PERIPHERALS NETWORKING (COMPUTER)	0	18,16,794	0	18,16,794	0	2,00,804	0	0	2,00,804	16,15,990	0
II BOOKS	0	3,15,974	0	3,15,974	0	17,517	0	0	17,517	2,98,457	0
TOTAL OF CURRENT YEAR (A)	0	21,32,768	0	21,32,768	0	2,18,321	0	0	2,18,321	19,14,447	0


(Signature)
 (Prabodh Pandey)
 Dy. Registrar (F & A)

(Signature)
 (Ram Phal Dwivedi)
 Registrar

(Signature)
 (S G Deshmukh)
 Director (I/c)

SCHEDULE -4D (FIXED ASSETS SUBSIDIARY ACCOUNTS)


DESCRIPTION	GROSS BLOCK			DEPRECIATION			NET BLOCK				
	COST/ VALUATION AS AT BEGINNING OF THE YEAR	ADDITIONS/ DURING THE YEAR	DEDUCTIONS DURING THE YEAR	COST/ VALUATION AT THE YEAR-END	AS AT THE BEGINNING OF THE YEAR	FOR THE YEAR	ADJUSTMENTS / Prior period Dep	ON DEDUCTIONS DURING THE YEAR	TOTAL TO THE YEAR-END	AS AT THE CURRENT YEAR-END	AS AT THE PREVIOUS YEAR-END
	01 APRIL, 2014	[2014-15]	[2014-15]	31 MARCH, 2015	01 APRIL, 2014	[2014-15]	[2014-15]	[2014-15]	31 MARCH, 2015	31 MARCH, 2015	31 MARCH, 2014
	3	4	5	6	7	8	9	10	11	12	13
I											
A) FIXED ASSETS											
I PLANT & MACHINERY EQUIPMENTS											
i) TELEVISION LED AT HALL 01	0	27,300	0	27,300	0	1,365	3,413	0	4,778	22,522	0
ii) TELEVISION LED & OTHER AT HALL 03	0	94,000	0	94,000	0	4,600	4,500	0	9,100	84,900	0
iii) TELEVISION LED AT HALL 04	0	85,990	0	85,990	0	4,300	2,150	0	6,450	79,540	0
II COMPUTER / PERIPHERALS NETWORKING (COMPUTER)											
i) COMPUTER / PERIPHERALS AT HALL 03	0	6,750	0	6,750	0	1,350	2,025	0	3,375	3,375	0
ii) COMPUTER / PERIPHERALS AT HALL 04	0	1,10,996	0	1,10,996	0	22,199	0	0	22,199	88,797	0
iii) COMPUTER / PERIPHERALS OF GYM KHANA A/C	0	5,000	0	5,000	0	1,000	0	0	1,000	4,000	0
III ELECTRICAL INSTALLATION											
i) ELECTRICAL INSTALLATION AT HALL 01	0	2,23,109	0	2,23,109	0	9,662	6,868	0	16,530	2,06,579	0
ii) ELECTRICAL INSTALLATION AT HALL 03	0	35,040	0	35,040	0	1,752	0	0	1,752	33,288	0
iii) ELECTRICAL INSTALLATION AT HALL 04	0	96,953	0	96,953	0	4,848	3,329	0	8,177	88,776	0
iiii) ELECTRICAL INSTALLATION OF GYM KHANA A/C	0	25,900	0	25,900	0	648	0	0	648	25,252	0
IV FURNITURE & FIXTURE											
i) FURNITURE & FIXTURE AT HALL 01	0	2,70,812	0	2,70,812	0	20,311	42,378	0	62,689	2,08,123	0
ii) FURNITURE & FIXTURE AT HALL 03	0	1,19,910	0	1,19,910	0	8,993	16,318	0	25,311	94,599	0
iii) FURNITURE & FIXTURE AT HALL 04	0	74,781	0	74,781	0	5,609	6,043	0	11,652	63,129	0
iv) FURNITURE & FIXTURE OF GYM KHANA A/C	0	80,000	0	80,000	0	6,000	6,000	0	12,000	68,000	0
V OFFICE EQUIPMENT/APPLIANCE											
i) OFFICE EQUIPMENT AT HALL 01	0	1,08,892	0	1,08,892	0	8,167	15,701	0	23,868	85,024	0
ii) OFFICE EQUIPMENT AT HALL 03	0	26,764	0	26,764	0	2,007	4,544	0	6,551	20,213	0


 (Prabodh Pandey)
 Dy. Registrar (F&A)


 (Ram Phal Dwivedi)
 Registrar


 (S G Deshmukh)
 Director (I/c)

VI SPORTS EQUIPMENT												
i) SPORTS EQUIPMENT AT HALL 01	0	99,171	0	99,171	0	4,959	11,857	0	16,816	82,355	0	0
ii) SPORTS EQUIPMENT AT HALL 03	0	92,112	0	92,112	0	3,834	6,202	0	10,036	82,076	0	0
iii) SPORTS EQUIPMENT AT HALL 04	0	83,501	0	83,501	0	4,175	2,088	0	6,263	77,238	0	0
iv) SPORTS EQUIPMENT OF GYMKHANA A/C	0	1,04,495	0	1,04,495	0	4,851	794	0	5,635	98,860	0	0
VII WATER PURIFIER												
i) WATER PURIFIER AT HALL 01	0	55,870	0	55,870	0	2,794	5,113	0	7,907	47,963	0	0
ii) WATER PURIFIER AT HALL 03	0	14,500	0	14,500	0	725	1,813	0	2,538	11,962	0	0
iii) WATER PURIFIER AT HALL 04	0	14,500	0	14,500	0	725	725	0	1,450	13,050	0	0
VIII BOOKS												
BOOKS OF GYMKHANA A/C	0	8,027	0	8,027	0	567	0	0	567	7,460	0	0
TOTAL OF CURRENT YEAR (A)	0	18,64,373	0	18,64,373	0	1,25,441	1,41,851	0	2,67,292	15,97,081	0	0
TOTAL OF HALL 01	0	7,85,154	0	7,85,154	0	47,258	85,330	0	1,32,588	6,52,566	0	0
TOTAL OF HALL 03	0	3,89,076	0	3,89,076	0	23,261	35,402	0	58,663	3,30,413	0	0
TOTAL OF HALL 04	0	4,66,721	0	4,66,721	0	41,856	14,335	0	56,191	4,10,530	0	0
TOTAL OF GYMKHANA A/C	0	2,23,422	0	2,23,422	0	13,066	6,784	0	19,850	2,03,572	0	0


 (Prabodh Pandey)
 Dy. Registrar (F&A)


 (Ram Phal Dwivedi)
 Registrar

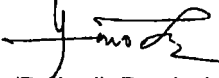

 (S G Deshmukh)
 Director (I/c)

Pandit Dwarka Prasad Mishra Indian Institute of Information Technology,
Design & Manufacturing Jabalpur

SCHEDULE 5 – INVESTMENTS FROM EARMARKED/ENDOWMENT FUNDS

Amount in ₹

	PARTICULARS	CURRENT YEAR (As at 31/03/2015)	PREVIOUS YEAR (As at 31/03/2014)
1	IN CENTRAL GOVERNMENT SECURITIES	0	0
2	IN STATE GOVERNMENT SECURITIES	0	0
3	OTHER APPROVED SECURITIES	0	0
4	SHARES	0	0
5	DEBENTURES AND BONDS	0	0
6	TERM DEPOSITS WITH BANKS	0	0
7	OTHERS (TO BE SPECIFIED)	0	0
	TOTAL	0	0


(Prabodh Pandey)
Dy. Registrar (F&A)


(Ram Phal Dwivedi)
Registrar



(S G Deshmukh)
Director (I/c)


**Pandit Dwarka Prasad Mishra Indian Institute of Information Technology,
Design & Manufacturing Jabalpur**

SCHEDULE 6 – INVESTMENTS OTHER

Amount in ₹

PARTICULARS		CURRENT YEAR (As at 31/03/2015)	PREVIOUS YEAR (As at 31/03/2014)
1	IN CENTRAL GOVERNMENT SECURITIES	0	0
2	IN STATE GOVERNMENT SECURITIES	0	0
3	OTHER APPROVED SECURITIES	0	0
4	SHARES	0	0
5	DEBENTURES AND BONDS	0	0
6	TERM DEPOSIT WITH SUBSIDIARY ACCOUNTS		0
	a) FDR OF HALL 01 ACCOUNT	37,00,000	0
	b) FDR OF HALL 03 ACCOUNT	15,00,000	0
	c) FDR OF HALL 04 ACCOUNT	10,00,000	0
	d) FDR OF GYMKHANA ACCOUNT	18,00,000	0
7	OTHERS (TO BE SPECIFIED)	0	0
	TOTAL	80,00,000	0


(Prabodh Pandey)
Dy. Registrar (F&A)


(Ram Phal Dwivedi)
Registrar



(S G Deshmukh)
Director (I/c)

**Pandit Dwarka Prasad Mishra Indian Institute of Information Technology,
Design & Manufacturing Jabalpur**

SCHEDULE 7 – CURRENT ASSETS

Amount in ₹

PARTICULARS		CURRENT YEAR (As at 31/03/2015)		PREVIOUS YEAR (As at 31/03/2014)	
1	STOCK:				
	A) STORES AND SPARES	0		0	
	B) LOOSE TOOLS	0		0	
	C) PUBLICATIONS	0		0	
	D) LABORATORY CHEMICALS, CONSUMABLES AND GLASS WARE	0		0	
	E) BUILDING MATERIAL	0		0	
	F) ELECTRICAL MATERIAL	0		0	
	G) STATIONERY	0		0	
	H) WATER SUPPLY MATERIAL	0	0	0	0
2	SUNDRY DEBTORS				
	A) DEBTS OUTSTANDING FOR A PERIOD EXCEEDING SIX MONTHS	0		0	
	B) OTHERS (FEES RECEIVABLE)	65,850	65,850	2,17,320	2,17,320
3	CASH AND BANK BALANCE	0	0	0	0
	A) WITH SCHEDULED BANKS				
	-IN CURRENT ACCOUNTS				
1	ALLAHABAD BANK CURRENT ACCOUNT	17,15,78,320		13,12,90,590	
2	SBI (GRANT)CURRENT ACCOUNT	5,37,468		24,09,734	
3	ALLAHABAD BANK STUDENT FEES ACCOUNT	6,47,92,920		5,14,58,946	
	-IN TERM DEPOSIT ACCOUNTS	0		0	
	-IN SAVINGS ACCOUNTS				
1	ALLAHABAD BANK PROJECT ACCOUNT	1,04,28,886		0	
2	CANARA BANK (GRANT) SAVING ACCOUNT	4,72,765		4,54,407	
3	SBI FEE ACCOUNT	35,86,383		34,49,343	
4	SBI (PROJECT)ACCOUNT	6,387		1,00,45,979	
5	SUBSIDIARY BANK ACCOUNTS				
	a) HALL 01	52,59,309			
	b) HALL 03	78,01,519			
	c) HALL 04	24,73,772			
	d) GYMKHANA	40,49,303			
	e) LIBRARY	2,49,969			
	f) SBI-CPF/NEW PENSION ACCOUNT	8,70,455	27,21,07,456		19,91,08,999
	B) WITH NON-SCHEDULED BANKS:				
	-IN CURRENT ACCOUNTS	0		0	
	-IN TERM DEPOSIT ACCOUNTS	0		0	
	-IN SAVINGS ACCOUNTS	0		0	
4	POST OFFICE- SAVING ACCOUNTS	0		0	
	TOTAL		27,21,73,306		19,93,26,319


(Prabodh Pandey)
Dy. Registrar (F&A)


(Ram Phal Dwivedi)
Registrar



(S G Deshmukh)
Director (I/c)

**Pandit Dwarka Prasad Mishra Indian Institute of Information Technology,
Design & Manufacturing Jabalpur**

SCHEDULE 8 – LOANS, ADVANCES & DEPOSITS

Amount in ₹

PARTICULARS		CURRENT YEAR (As at 31/03/2015)		PREVIOUS YEAR (As at 31/03/2014)	
1	ADVANCES TO EMPLOYEES: (NON-INTEREST BEARING)				
	A) SALARY	0		0	
	B) FESTIVAL	62,100		63,900	
	C) MEDICAL ADVANCE	0		0	
	D) OTHER (TO BE SPECIFIED)	0		0	
		0	62,100	0	63,900
2	LONG TERM ADVANCES TO EMPLOYEES: (INTEREST BEARING)				
	A) VEHICLE LOAN	0		0	
	B) HOME LOAN	0		0	
	C) OTHERS (TO BE SPECIFIED)	0	0	0	0
3	ADVANCES AND OTHER AMOUNTS RECOVERABLE IN CASH OR IN KIND OR FOR VALUE TO BE RECEIVED				
	A) ON CAPITAL ACCOUNT				
	I) ADVANCES (MOBILISATION /ADHOC /SECURED/)	17,52,553		36,92,181	
	II) SECURITY DEPOSITES(RECEIVABLE)	0		0	
	III) ADVANCE FOR CPWD	14,81,84,000		61,19,83,900	
	IV) ADVANCE FOR EXPENDITURE	22,92,269		37,86,589	
	B) TO SUPPLIERS(DGS&D)	1,17,86,009		56,38,335	
	C) OTHERS	15,44,489	16,55,59,320	13,63,885	62,64,64,890
4	PREPAID EXPENSES				
	A) INSURANCE	3,13,763		0	
	B) OTHER EXPENSES	10,16,767	13,30,530	9,91,667	9,91,667
5	DEPOSITS				
	A) TELEPHONE BSNL	25,23,638		25,23,638	
	B) LEASE RENT	0		0	
	C) ELECTRICITY	28,57,458		33,30,690	
	D) AICTE, IF APPLICABLE	0		0	
	E) OTHERS	41,116	54,22,212	41,116	58,95,444
6	INCOME ACCRUED:				
	A) ON INVESTMENTS FROM EARMARKED/ ENDOWMENT FUNDS	0		0	
	B) ON INVESTMENTS-OTHERS	82,194		0	
	C) ON LOANS AND ADVANCES	0		0	
	D) OTHERS (INCLUDES INCOME DUE- UNREALIZED)	17,577	99,771	20,017	20,017
7	OTHER- CURRENT ASSETS RECEIVABLE FROM UGC/SPONSORED PROJECTS				
	A) DEBIT BALANCES IN SPONSORED PROJECTS	0		0	
	B) DEBIT BALANCES IN FELLOWSHIP & SCHOLARSHIP	0		0	
	C) GRANTS RECEIVABLE	0		0	
	D) OTHER RECEIVABLES	0	0	0	0
8	CLAIMS RECEIVABLE	0	0	0	0
	TOTAL		17,24,73,933		63,34,35,918


(Prabodh Pandey)
Dy. Registrar (F&A)


(Ram Phal Dwivedi)
Registrar

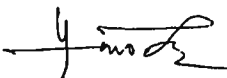

(S G Deshmukh)
Director (I/c)

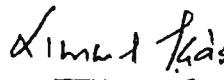
**Pandit Dwarka Prasad Mishra Indian Institute of Information Technology,
Design & Manufacturing Jabalpur**


SCHEDULE - 9 (FEES/SUBSCRIPTIONS)

Amount in ₹

PARTICULARS		CURRENT YEAR (As at 31/03/2015)	PREVIOUS YEAR (As at 31/03/2014)
A	FEE FROM STUDENTS		
1	TUITION FEE	30,116,115	2,31,90,085
2	ADMISSION FEE	182,750	1,57,300
3	ENROLLMENT FEE	0	0
4	LIBRARY ADMISSION FEE	0	0
5	LABORATORY FEE	384,083	6,51,750
6	ART & CRAFT FEE	0	0
7	REGISTRATION FEE	1,720,700	12,09,400
8	SYLLABUS FEE	0	0
	TOTAL (A)	3,24,03,648	2,52,08,535
B	EXAMINATIONS		
1	ADMISSION TEST FEE	0	0
2	ANNUAL EXAMINATION FEE	1,857,933	14,04,225
3	MARK SHEET, CERTIFICATE FEE	127,925	1,10,675
4	ENTRANCE EXAMINATION FEE	0	0
	TOTAL (B)	19,85,858	15,14,900
C	OTHER FEES		
1	IDENTITY CARD FEE	91,375	78,125
2	FINE/MISCELLANEOUS FEE	346,109	4,63,993
3	MEDICAL FEE	1,669,015	12,08,190
4	TRANSPORTATION FEE	0	0
5	HOSTEL FEE	6,757,698	54,37,760
6	STUDENT PLACEMENT & TRG.	384,250	6,52,250
7	CAREER DEVELOPMENT PROGRAMMES	365,500	3,15,100
8	PUBLICATION	0	1,750
9	MODERNIZATION	0	3,500
10	THESIS	0	2,850
11	JAPANESE COURSE	59,000	25,000
12	SUMMER COURSE	514,600	7,30,250
13	HALL MANAGEMENT ACCOUNT	50,54,500	46,73,707
14	STUDENT BENEFIT ACCOUNT (GYMKHANA)	27,98,600	23,71,000
	TOTAL (C)	1,80,40,647	1,59,63,475
D	SALE OF PUBLICATIONS		
1	SALE OF ADMISSION FORMS	0	0
2	SALE OF SYLLABUS AND QUESTION PAPER, ETC./OTHERS	0	0
3	SALE OF PROSPECTUS INCLUDING ADMISSION FORMS	108,950	1,26,350
	TOTAL (D)	1,08,950	1,26,350
E	OTHER ACADEMIC RECEIPTS		
1	REGISTRATION FEES FOR WORKSHOPS, PROGRAMMES	0	0
2	REGISTRATION FEES FOR (ACADEMIC STAFF COLLEGE)	0	0
	TOTAL (E)	0	0
F	TRANSFER OF RECEIPTS		
1	TO HALL MANAGEMENT ACCOUNT	50,46,000	46,52,207
2	TO STUDENT BENEFIT ACCOUNT	27,93,550	23,61,050
3	UNREALIZED AMOUNT TRANSFER TO CURRENT LIABILITIES	13,550	31,450
	TOTAL (F)	78,53,100	70,44,707
GRAND TOTAL (A+B+C+D+E-F)		4,46,86,003	3,57,68,553


(Prabodh Pandey)
Dy. Registrar (F&A)


(Ram Phal Dwivedi)
Registrar

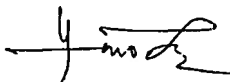

(S G Deshmukh)
Director (I/c)

**Pandit Dwarka Prasad Mishra Indian Institute of Information Technology,
Design & Manufacturing Jabalpur**

SCHEDULE - 9.1 FEES/SUBSCRIPTIONS OF SUBSIDIARY ACCOUNTS

Amount in ₹

PARTICULARS	CURRENT YEAR (As at 31/03/2015)					TOTAL CURRENT YEAR	PREVIOUS YEAR (As at 31/03/2014)
	Hall 01	Hall 03	Hall 04	Gymkhana	Library		
A FEE FROM STUDENTS							
1 TUITION FEE	0	0	0	0	0	0	0
2 ADMISSION FEE	0	0	0	0	0	0	0
3 ENROLLMENT FEE	0	0	0	0	0	0	0
4 LIBRARY ADMISSION FEE	0	0	0	0	0	0	0
5 LABORATORY FEE	0	0	0	0	0	0	0
6 ART & CRAFT FEE	0	0	0	0	0	0	0
7 REGISTRATION FEE	0	0	0	0	0	0	0
8 SYLLABUS FEE	0	0	0	0	0	0	0
TOTAL (A)	0	0	0	0	0	0	0
B EXAMINATIONS							
1 ADMISSION TEST FEE	0	0	0	0	0	0	0
2 ANNUAL EXAMINATION FEE	0	0	0	0	0	0	0
3 MARK SHEET, CERTIFICATE FEE	0	0	0	0	0	0	0
4 ENTRANCE EXAMINATION FEE	0	0	0	0	0	0	0
TOTAL (B)	0	0	0	0	0	0	0
C OTHER FEES							
1 IDENTITY CARD FEE	0	0	0	9,800	0	9,800	
2 FINE/MISCELLANEOUS FEE	30,326	25,650	5,500	5,450	54,703	121,629	
3 MEDICAL FEE	0	0	0	0	0		
4 TRANSPORTATION FEE	0	0	0	0	0		0
5 HOSTEL FEE	0	0	0	0	0	0	
15 HALL MANAGEMENT ACCOUNT	1,761,500	1,334,500	1,950,000	0	0	5,046,000	
16 STUDENT BENEFIT ACCOUNT (GYMKHANA)	0	0	0	2,793,550	0	2,793,550	
TOTAL (C)	17,91,826	13,60,150	19,55,500	28,08,800	54,703	79,70,979	0
D SALE OF PUBLICATIONS							
1 SALE OF SYLLABUS AND QUESTION PAPER, ETC./ OTHERS	0	0	0	0	0	0	
2 SALE OF PROSPECTUS INCLUDING ADMISSION FORMS	0	0	0	0	0	0	
TOTAL (D)	0	0	0	0	0	0	0
E OTHER ACADEMIC RECEIPTS							
1 REGISTRATION FEES FOR WORKSHOPS, PROGRAMMES	0	0	0	0	0	0	0
2 REGISTRATION FEES FOR (ACADEMIC STAFF COLLEGE)	0	0	0	0	0	0	0
TOTAL (E)	0	0	0	0	0	0	0
GRAND TOTAL (A+B+C+D+E)	17,91,826	13,60,150	19,55,500	28,08,800	54,703	79,70,979	0


(Prabodh Pandey)
Dy. Registrar (F & A)


(Ram Phal Dwivedi)
Registrar

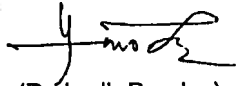

(S G Deshmukh)
Director (I/c)

**Pandit Dwarka Prasad Mishra Indian Institute of Information Technology,
Design & Manufacturing Jabalpur**

SCHEDULE 10- GRANTS/SUBSIDIES (IRREVOCABLE GRANTS RECEIVED) PLAN

Amount in ₹

	PARTICULARS	CURRENT YEAR (As at 31/03/2015)	PREVIOUS YEAR (As at 31/03/2014)
	BALANCE BROUGHT FORWARD	5,60,38,964	85,64,672
Add	RECEIPTS DURING THE YEAR	68,08,47,000	80,00,00,000
	TOTAL	73,68,85,964	80,85,64,672
Less	UTILISED FOR CAPITAL EXPENDITURE	48,35,98,901	55,09,52,986
	BALANCE	25,32,87,063	25,76,11,686
Less	UTILISED FOR REVENUE EXPENDITURE	22,97,33,822	20,15,72,722
	BALANCE CARRIED FORWARD	2,35,53,241	5,60,38,964


(Prabodh Pandey)
Dy. Registrar (F&A)


(Ram Phal Dwivedi)
Registrar



(S G Deshmukh)
Director (I/c)

Pandit Dwarka Prasad Mishra Indian Institute of Information Technology, Design & Manufacturing Jabalpur

SCHEDULE 11- INCOME FROM INVESTMENTS

PARTICULARS	EARMARKED/ENDOWMENT FUNDS		OTHER INVESTMENT		Amount in ₹
	CURRENT YEAR (As at 31/03/2015)	PREVIOUS YEAR (As at 31/03/2014)	CURRENT YEAR (As at 31/03/2015)	PREVIOUS YEAR (As at 31/03/2014)	
1 INTEREST					
A) ON GOVT. SECURITIES	0	0	0	0	0
B) OTHER BONDS/DEBENTURES	0	0	0	0	0
2 INTEREST ON TERM DEPOSITS	0	0	1,00,55,569	67,00,073	
INCOME ACCRUED BUT NOT DUE ON					
3 TERM DEPOSITS/INTEREST BEARING					
ADVANCES TO EMPLOYEES	0	0	0	0	0
4 INTEREST ON SAVINGS BANK					
ACCOUNTS	5,53,727	4,12,573	0	0	0
5 OTHERS (SPECIFY)	0	0	0	0	0
TOTAL	5,53,727	4,12,573	1,00,55,569	67,00,073	
TRANSFERRED TO EARMARKED/ ENDOWMENT FUNDS	5,53,727	4,12,573	0	0	0
BALANCE	0	0	1,00,55,569	67,00,073	


(Prabodh Pandey)
Dy. Registrar (F&A)



(Ram Phal Dwivedi)
Registrar

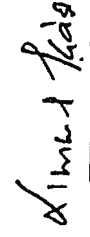

(S G Deshmukh)
Director (I/c)

SCHEDULE 11.1- INCOME FROM INVESTMENTS

Amount in ₹

PARTICULARS	CURRENT YEAR (As at 31/03/2015)				TOTAL CURRENT YEAR	PREVIOUS YEAR (As at 31/03/2014)
	Hall 01	Hall 03	Hall 04	Gymkh ana		
1 INTEREST						
A) ON GOVT. SECURITIES	0	0	0	0	0	0
B) OTHER BONDS/DEBENTURES	0	0	0	0	0	0
2 INTEREST ON TERM DEPOSITS	95,201	1,43,073	0	90,102	0	3,28,376
INCOME ACCRUED BUT NOT DUE ON						
3 TERM DEPOSITS/INTEREST BEARING ADVANCES TO EMPLOYEES	0	0	0	0	0	0
4 INTEREST ON SAVINGS BANK ACCOUNTS	0	0	0	0	0	0
5 OTHERS (SPECIFY)	0	0	0	0	0	0
TOTAL	95,201	1,43,073	0	90,102	0	3,28,376


(Prabodh Pandey)
Dy. Registrar (F&A)


(Ram Phal Dwivedi)
Registrar



(S G Deshmukh)
Director (I/c)

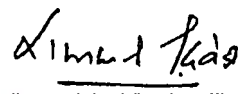
**Pandit Dwarka Prasad Mishra Indian Institute of Information Technology,
Design & Manufacturing Jabalpur**


SCHEDULE 12- INTEREST EARNED

Amount in ₹

	PARTICULARS	CURRENT YEAR (As at 31/03/2015)	PREVIOUS YEAR (As at 31/03/2014)
1	ON SAVING ACCOUNTS WITH SCHEDULED BANKS	11,85,253	14,04,883
2	INTEREST ON LOANS		
	A) EMPLOYEES/STAFF	0	0
	B) OTHERS	0	0
3	INTEREST ON DEBTORS AND OTHER RECEIVABLES		
	A) INTEREST ON SECURITY DEPOSIT (MPPKVCL)	2,17,610	2,23,338
	TOTAL (G)	14,02,863	16,28,221


(Prabodh Pandey)
Dy. Registrar (F&A)


(Ram Phal Dwivedi)
Registrar

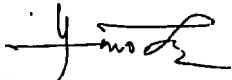

(S G Deshmukh)
Director (I/c)

**Pandit Dwarka Prasad Mishra Indian Institute of Information Technology,
Design & Manufacturing Jabalpur**

SCHEDULE 12.1- INTEREST EARNED OF SUBSIDIARY ACCOUNTS

Amount in ₹

	PARTICULARS	CURRENT YEAR (As at 31/03/2015)					TOTAL CURRENT YEAR	PREVIOUS YEAR (As at 31/03/2014)
		Hall 01	Hall 03	Hall 04	Gymkhana	Library		
1	ON SAVING ACCOUNTS WITH SCHEDULED BANKS	1,38,213	1,01,418	56,950	17,464	8,429	3,22,474	
								0
2	INTEREST ON LOANS	0	0	0	0	0	0	0
	A) EMPLOYEES/STAFF	0	0	0	0	0	0	0
	B) OTHERS	0	0	0	0	0	0	0
								0
3	INTEREST ON DEBTORS AND OTHER RECEIVABLES	0	0	0	0	0	0	0
	TOTAL (G)	1,38,213	1,01,418	56,950	17,464	8,429	3,22,474	0


(Prabodh Pandey)
Dy. Registrar (F&A)


(Ram Phal Dwivedi)
Registrar



(S G Deshmukh)
Director (I/c)

**Pandit Dwarka Prasad Mishra Indian Institute of Information Technology,
Design & Manufacturing Jabalpur**


SCHEDULE 13- OTHER INCOME

Amount in ₹

	PARTICULARS	CURRENT YEAR (As at 31/03/2015)	PREVIOUS YEAR (As at 31/03/2014)
A	INCOME FROM LAND & BUILDING		
	1. HOSTEL ROOM RENT	0	0
	2. LICENSE FEE	0	0
	3. HIRE CHARGES OF AUDITORIUM/PLAY GROUND/CONVENTION CENTRE, ETC	0	0
	4. ELECTRICITY & WATER CHARGES	0	0
	TOTAL (A)	0	0
B	SALE OF INSTITUTE'S PUBLICATIONS	0	0
	TOTAL (B)	0	0
C	INCOME FROM HOLDING EVENTS		
	1. GROSS RECEIPTS FROM ANNUAL FUNCTION/ SPORTS CARNIVAL	0	0
	LESS: DIRECT EXPENDITURE INCURRED ON THE ANNUAL FUNCTION/ SPORTS CARNIVAL	0	0
	2. GROSS RECEIPTS FROM FETES		
	LESS: DIRECT EXPENDITURE INCURRED ON THE FETES	0	0
	3. GROSS RECEIPTS FOR EDUCATIONAL TOURS		
	LESS: DIRECT EXPENDITURE INCURRED ON THE TOURS	0	0
	4. OTHERS (TO BE SPECIFIED AND SEPARATELY DISCLOSED)		
	TOTAL (C)	0	0
D	OTHERS		
	1. INCOME FROM CONSULTANCY	0	0
	2. INCOME FROM RTI	2,633	2,121
	3. INCOME FROM ROYALTY		
	4. INCOME FROM APPLICATION FORM	400	43,700
	5. SALE OF TENDERS FORM ,WASTE PAPER etc.	24,000	39,500
	6. PROFIT ON SALE/DISPOSAL OF ASSETS :		
	A) OWNED ASSETS	0	0
	B) ASSETS RECEIVED FREE OF COST	0	0
	7. GRANTS/DONATIONS FROM INSTITUTIONS, WELFARE BODIES AND INTERNATIONAL ORGANIZATIONS	0	0
	8. BUS SERVICE INCOME	545,491	5,06,500
	9. PROJECT OVERHEAD INCOME	204,960	3,24,800
	10. INCOME FROM GUEST HOUSE	58,342	1,25,295
	11. INCOME FROM PENALTY	84,779	3,07,180
	12. OTHER MISCELLANEOUS INCOMES	185,457	1,00,748
	13. INCOME FROM RENT (SHOPS)	320,782	2,03,531
	14. INCOME FROM BOND	0	10,69,443
	15. INCOME FROM WORKSHOP & SEMINAR	0	21,100
	TOTAL (D)	14,26,844	27,43,918
	GRAND TOTAL (A+B+C+D)	14,26,844	27,43,918


(Prabodh Pandey)
Dy. Registrar (F&A)


(Ram Phal Dwivedi)
Registrar

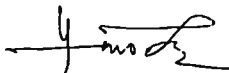

(S G Deshmukh)
Director (I/c)

**Pandit Dwarka Prasad Mishra Indian Institute of Information Technology,
Design & Manufacturing Jabalpur**

SCHEDULE 13.1 - OTHER INCOME OF SUBSIDIARY ACCOUNTS

Amount in ₹

PARTICULARS	CURRENT YEAR (As at 31/03/2015)					TOTAL CURRENT YEAR	PREVIOUS YEAR (As at 31/03/2014)
	Hall 01	Hall 03	Hall 04	Gymkhana	Library		
A INCOME FROM LAND & BUILDING							
1. HOSTEL ROOM RENT	0	0	0	0	0		0
2. LICENSE FEE	0	0	0	0	0		0
3. HIRE CHARGES OF AUDITORIUM/PLAY GROUND/CONVENTION CENTRE, ETC	0	0	0	0	0		0
4. ELECTRICITY & WATER CHARGES	0	0	0	0	0		0
TOTAL (A)						0	0
B SALE OF INSTITUTE'S PUBLICATIONS	0	0	0	0	0		0
TOTAL (B)						0	0
C INCOME FROM HOLDING EVENTS							
1. GROSS RECEIPTS FROM ANNUAL FUNCTION/ SPORTS CARNIVAL	0	0	0	0	0		
LESS: DIRECT EXPENDITURE INCURRED ON THE ANNUAL FUNCTION/ SPORTS CARNIVAL	0	0	0	0	0		0
2. GROSS RECEIPTS FROM FETES	0	0	0	0	0		
LESS: DIRECT EXPENDITURE INCURRED ON THE FETES	0	0	0	0	0		0
3. GROSS RECEIPTS FOR EDUCATIONAL TOURS	0	0	0	0	0		
LESS: DIRECT EXPENDITURE INCURRED ON THE TOURS	0	0	0	0	0		0
4. OTHERS (TO BE SPECIFIED AND SEPARATELY DISCLOSED)	0	0	0	0	0		
TOTAL (C)						0	0
D OTHERS							
1. INCOME FROM CONSULTANCY	0	0	0	0	0		0
2. INCOME FROM RTI	0	0	0	0	0		0
3. INCOME FROM ROYALTY	0	0	0	0	0		0
4. INCOME FROM APPLICATION FORM	0	0	0	0	0		0
5. SALE OF TENDERS FORM, WASTE PAPER etc.	0	0	0	0	0		0
6. PROFIT ON SALE/DISPOSAL OF ASSETS :	0	0	0	0	0		0
A) OWNED ASSETS	0	0	0	0	0		0
B) ASSETS RECEIVED FREE OF COST	0	0	0	0	0		0
7. GRANTS/DONATIONS FROM INSTITUTIONS, WELFARE BODIES AND INTERNATIONAL ORGANIZATIONS	0	0	0	0	0		0
8. BUS SERVICE INCOME	0	0	0	0	0		0
9. PROJECT OVERHEAD INCOME	0	0	0	0	0		0
10. INCOME FROM GUEST ROOM	62,800	46,100	42,100	0	0	1,51,000	
11. INCOME FROM PENALTY	0	0	0	0	4,256	4,256	
TOTAL (H)	62,800	46,100	42,100	0	4,256	1,55,256	
GRAND TOTAL (A+B+C+D+)	62,800	46,100	42,100	0	4,256	1,55,256	0


(Prabodh Pandey)
Dy. Registrar (F & A)


(Ram Phal Dwivedi)
Registrar



(S G Deshmukh)
Director (I/c)


Pandit Dwarka Prasad Mishra Indian Institute of Information Technology,
Design & Manufacturing Jabalpur

SCHEDULE 14 – PRIOR PERIOD INCOME

Amount in ₹

	PARTICULARS	CURRENT YEAR (As at 31/03/2015)	PREVIOUS YEAR (As at 31/03/2014)
A)	ACADEMIC RECEIPTS	0	0
B)	INCOME FROM INVESTMENTS	0	0
C)	INTEREST EARNED	0	0
D)	OTHER INCOME	68,323	12,00,702
	TOTAL	68,323	12,00,702


(Prabodh Pandey)
Dy. Registrar (F&A)


(Ram Phal Dwivedi)
Registrar



(S G Deshmukh)
Director (I/c)

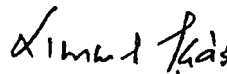
**Pandit Dwarka Prasad Mishra Indian Institute of Information Technology,
Design & Manufacturing Jabalpur**

SCHEDULE 15 – STAFF PAYMENTS & BENEFITS ESTABLISHMENT EXPENSES- PLAN

Amount in ₹

	PARTICULARS	CURRENT YEAR (As at 31/03/2015)	PREVIOUS YEAR (As at 31/03/2014)
A)	SALARIES & WAGES	7,96,63,475	6,91,33,194
B)	ALLOWANCES & BONUS	1,45,068	1,88,670
C)	CONTRIBUTION TO PROVIDENT FUND/NPS	63,36,955	54,04,922
D)	CONTRIBUTION TO OTHER FUND	0	0
E)	STAFF WELFARE EXPENSES & MEDICAL AID	13,10,921	10,08,293
F)	RETIREMENT AND TERMINAL BENEFITS	2,02,00,002	1,29,37,733
G)	LTC FACILITY	7,65,608	21,03,232
H)	MEDICAL FACILITY	0	0
I)	CHILDREN EDUCATION ALLOWANCE	9,10,193	6,67,933
J)	HONORARIUM	4,02,012	3,16,215
K)	TADA EXPENSES	0	0
L)	LEAVE SALARY CONTRIBUTION (OTHER INSTITUTES' EMPLOYEES)	1,22,136	1,13,128
M)	LEAVE ENCASHMENT	1,17,740	4,80,169
N)	PROFESSIONAL DEVELOPMENT ALLOWANCE	37,51,621	28,61,599
	TOTAL	11,37,25,731	9,52,15,088


(Prabodh Pandey)
Dy. Registrar (F&A)


(Ram Phal Dwivedi)
Registrar


(S G Deshmukh)
Director (I/c)


Pandit Dwarka Prasad Mishra Indian Institute of Information Technology, Design & Manufacturing Jabalpur

SCHEDULE 15 A – EMPLOYEES RETIREMENT AND TERMINAL BENEFITS

Amount in ₹

	PARTICULARS	PENSION	GRATUITY	LEAVE ENCASHMENT	TOTAL
A	OPENING BALANCE AS ON 01.04.2014	0	0	1,29,37,733	1,29,37,733
	ADDITION : CAPITALIZED VALUE OF CONTRIBUTIONS RECEIVED FROM OTHER ORGANIZATIONS	0	1,48,236	23,947	1,72,183
	TOTAL (A)	0	1,48,236	1,29,61,680	1,31,09,916
B	LESS: ACTUAL PAYMENT DURING THE YEAR	0	0	0	0
C	BALANCE AVAILABLE ON 31.03.2015 C (A-B)	0	1,48,236	1,29,61,680	1,31,09,916
D	PROVISION REQUIRED ON 31.03.2015	0	1,57,96,163	1,75,13,755	3,33,09,918
	A. PROVISION TO BE MADE IN THE CURRENT YEAR (D -C)	0	1,56,47,927	45,52,075	2,02,00,002
	B. CONTRIBUTION TO NEW PENSION SCHEME	0	0	0	0
	C. MEDICAL REIMBURSEMENT TO RETIRED EMPLOYEES	0	0	0	0
	D. TRAVEL TO HOMETOWN ON RETIREMENT	0	0	0	0
	E. DEPOSIT LINKED INSURANCE PAYMENT	0	0	0	0
	TOTAL (A+B+C+D+E)	0	1,56,47,927	45,52,075	2,02,00,002


(Prabodh Pandey)
Dy. Registrar (F&A)


(Ram Phal Dwivedi)
Registrar

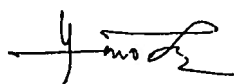

(S G Deshmukh)
Director (I/c)

**Pandit Dwarka Prasad Mishra Indian Institute of Information Technology,
Design & Manufacturing Jabalpur**

SCHEDULE 16 – ACADEMIC EXPENSES -PLAN

Amount in ₹

	PARTICULARS	CURRENT YEAR (As at 31/03/2015)	CURRENT YEAR (As at 31/03/2014)
a)	LABORATORY EXPENSES	5,29,625	8,62,382
b)	FIELD WORK/PARTICIPATION IN CONFERENCES	0	0
c)	EXPENSES ON SEMINARS/WORKSHOPS	13,61,459	5,16,608
d)	PAYMENT TO VISITING FACULTY	39,04,515	43,37,717
e)	EXAMINATION	0	0
f)	STUDENT WELFARE EXPENSES	12,04,262	15,28,451
g)	ADMISSION EXPENSES	0	0
h)	CONVOCATION EXPENSES	11,10,775	4,58,996
i)	PUBLICATIONS	0	0
j)	STIPEND/MEANS-CUM-MERIT SCHOLARSHIP/ASSISTANTSHIP	3,48,95,950	2,55,78,317
k)	SUBSCRIPTION EXPENSES	0	0
l)	STUDENT SUPPORT SERVICES	33,13,021	34,71,879
	TOTAL	4,63,19,607	3,67,54,350


(Prabodh Pahdey)
Dy. Registrar (F&A)


(Ram Phal Dwivedi)
Registrar



(S G Deshmukh)
Director (I/c)

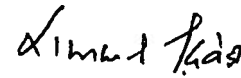
**Pandit Dwarka Prasad Mishra Indian Institute of Information Technology,
Design & Manufacturing Jabalpur**

SCHEDULE 16.1 – ACADEMIC EXPENSES OF SUBSIDIARY ACCOUNTS

Amount in ₹

	PARTICULARS	CURRENT YEAR (As at 31/03/2015)					TOTAL CURRENT YEAR	PREVIOUS YEAR (As at 31/03/2014)
		Hall 01	Hall 03	Hall 04	Gymkhan a	Libr ary		
a)	LABORATORY EXPENSES	0	0	0	0	0	0	0
b)	FIELD WORK/PARTICIPATION	0	0	0	0	0	0	0
c)	SEMINARS/WORKSHOPS	0	0	0	0	0	0	0
d)	PAYMENT TO VISITING FACULTY	0	0	0	0	0	0	0
e)	EXAMINATION	0	0	0	0	0	0	0
f)	STUDENT WELFARE EXPENSES	0	0	0	1,64,717	0	1,64,717	0
g)	ADMISSION EXPENSES	0	0	0	0	0	0	0
h)	CONVOCATION EXPENSES	0	0	0	0	0	0	0
i)	PUBLICATIONS	0	0	0	0	0	0	0
j)	STIPEND/MEANS-CUM-MERIT SCHOLARSHIP	0	0	0	0	0	0	0
k)	SUBSCRIPTION EXPENSES	0	0	0	0	0	0	0
l)	STUDENT SUPPORT SERVICES	5,900	0	0	3,35,636		3,41,536	0
	TOTAL	5,900	0	0	5,00,353	0	5,06,253	0


(Prabodh Pandey)
Dy. Registrar (F&A)


(Ram Phal Dwivedi)
Registrar



(S G Deshmukh)
Director (I/c)

**Pandit Dwarka Prasad Mishra Indian Institute of Information Technology,
Design & Manufacturing Jabalpur**


SCHEDULE 17 – ADMINISTRATIVE AND GENERAL EXPENSES

Amount in ₹

	PARTICULARS	CURRENT YEAR (As at 31/03/2015)	PREVIOUS YEAR (As at 31/03/2014)
A	<u>INFRASTRUCTURE</u>		
a)	ELECTRICITY & POWER	1,64,93,141	1,57,50,269
b)	WATER CHARGES	0	0
c)	INSURANCE	0	0
d)	RENT, RATES & TAXES	3,76,698	4,24,319
B	<u>COMMUNICATION</u>		
e)	POSTAGE & TELEGRAM	1,87,037	1,97,050
f)	TELEPHONE AND INTERNET/LEASELINE CHARGES	33,64,200	46,64,188
C	<u>OTHER</u>		
g)	PRINTING & STATIONARY	10,84,726	16,42,337
h)	TRAVELLING AND CONVEYANCE	26,10,139	31,06,755
i)	EXPENSES ON SEMINARS/ WORKSHOPS/TRAININGS	78,652	2,41,516
j)	HOSPITALITY EXPENSES	14,17,394	15,78,459
k)	AUDITORS REMUNERATION	92,565	66,415
l)	PROFESSIONAL CHARGES	23,75,225	16,11,843
m)	ADVERTISEMENT & PUBLICITY	22,06,912	25,75,329
n)	NEWSPAPER & PERIODICALS	93,576	1,85,102
o)	SALARY & WAGES OF OUTSOURCING STAFF	3,00,94,271	2,84,29,040
p)	CONSUMABLES	9,65,141	9,10,047
q)	OTHER MISC. EXPENSES	9,73,929	5,76,831
r)	ACCREDITATION CHARGES	13,51,690	0
	TOTAL	6,37,65,296	6,19,59,500


(Prabodh Pandey)
Dy. Registrar (F&A)


(Ram Phal Dwivedi)
Registrar

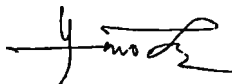

(S G Deshmukh)
Director (I/c)

**Pandit Dwarka Prasad Mishra Indian Institute of Information Technology,
Design & Manufacturing Jabalpur**


**SCHEDULE 17.1 – ADMINISTRATIVE AND GENERAL EXPENSES OF
SUBSIDIARY ACCOUNTS**

Amount in ₹

	PARTICULARS	CURRENT YEAR (As at 31/03/2015)					TOTAL CURRENT YEAR	PREVIOUS YEAR (As at 31/03/2014)
		Hall 01	Hall 03	Hall 04	Gymkh ana	Lib- rary		
A	INFRASTRUCTURE							
a)	ELECTRICITY & POWER	0	0	0	0	0	0	0
b)	WATER CHARGES	0	0	0	0	0	0	0
c)	INSURANCE	0	0	0	0	0	0	0
d)	RENT, RATES & TAXES	0	0	0	0	0	0	0
B	COMMUNICATION							
e)	POSTAGE & TELEGRAM	0	0	0	0	0	0	0
f)	TELEPHONE AND INTERNET/LEASELINE CHARGES	0	0	0	0	0	0	0
C	OTHER							
g)	PRINTING & STATIONARY	4,624	2,581	655	28,283	0	36,143	0
h)	TRAVELLING AND CONVEYANCE	349	1,697	283	1,928	0	4,257	0
i)	EXPENSES ON SEMINARS/ WORKSHOPS/TRAININGS	0	0	0	0	0	0	0
j)	HOSPITALITY EXPENSES	0	0	0	17,250	0	17,250	0
k)	AUDITORS REMUNERATION	0	0	0	0	0	0	0
l)	PROFESSIONAL CHARGES	0	0	0	16,000	0	16,000	0
m)	ADVERTISEMENT & PUBLICITY	0	0	0	0	0	0	0
n)	NEWSPAPER & PERIODICALS	33,468	16,938	18,495	0	0	68,901	0
o)	SALARY & WAGES OF OUTSOURCING STAFF	4,000	47,973	0	0	0	51,973	0
p)	CONSUMABLES	35,886	51,468	54,000	67,256	0	2,08,610	0
q)	OTHER MISC. EXPENSES	19,491	12,124	14,026	17,078	0	62,719	0
	TOTAL	97,818	1,32,781	87,459	1,47,795	0	4,65,853	0


(Prabodh Pandey)
Dy. Registrar (F&A)


(Ram Phal Dwivedi)
Registrar

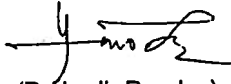

(S G Deshmukh)
Director (I/c)

Pandit Dwarka Prasad Mishra Indian Institute of Information Technology,
Design & Manufacturing Jabalpur

SCHEDULE 18 – TRANSPORTATION EXPENSES- PLAN

Amount in ₹

	PARTICULARS	CURRENT YEAR (As at 31/03/2015)	PREVIOUS YEAR (As at 31/03/2014)
1	VEHICLES (OWNED BY INSTITUTION)		
	A) RUNNING EXPENSES	5,89,163	9,44,608
	B) REPAIRS & MAINTENANCE	3,12,944	1,83,797
	C) INSURANCE EXPENSES	7,810	49,455
2	VEHICLES TAKEN ON RENT/LEASE		
	A) RENT/LEASE EXPENSES	25,27,749	23,87,638
3	VEHICLE (TAXI) HIRING EXPENSES	0	0
	TOTAL	34,37,666	35,65,498


(Prabodh Pandey)
Dy. Registrar (F&A)


(Ram Phal Dwivedi)
Registrar



(S G Deshmukh)
Director (I/c)

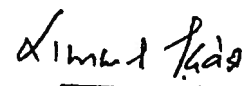
**Pandit Dwarka Prasad Mishra Indian Institute of Information Technology,
Design & Manufacturing Jabalpur**

SCHEDULE 19 – REPAIRS & MAINTENANCE-PLAN

Amount in ₹

	PARTICULARS	CURRENT YEAR (As at 31/03/2015)	PREVIOUS YEAR (As at 31/03/2014)
A)	BUILDINGS	10,30,600	8,29,473
B)	FURNITURE & FIXTURES	0	56,756
C)	PLANT & MACHINERY	1,91,679	19,25,448
D)	OFFICE EQUIPMENT & OTHER EQUIPMENT	1,87,233	1,61,858
E)	COMPUTERS	1,70,769	3,89,590
F)	LABORATORY & SCIENTIFIC EQUIPMENT	0	0
G)	AUDIO VISUAL EQUIPMENT	0	0
H)	CLEANING MATERIAL & SERVICES	3,24,579	1,84,243
I)	BOOK BINDING CHARGES	0	0
J)	GARDENING (HORTICULTURE) EXPENSES	1,34,659	5,16,869
K)	ESTATE MAINTENANCE	0	0
L)	DG SET	4,26,807	0
	TOTAL	24,66,326	40,64,237


(Prabodh Pandey)
Dy. Registrar (F&A)


(Ram Phal Dwivedi)
Registrar

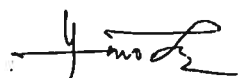

(S G Deshmukh)
Director (I/c)

**Pandit Dwarka Prasad Mishra Indian Institute of Information Technology,
Design & Manufacturing Jabalpur**

SCHEDULE 19.1 – REPAIRS & MAINTENANCE OF SUBSIDIARY ACCOUNTS

Amount in ₹

	PARTICULARS	CURRENT YEAR (As at 31/03/2015)					TOTAL CURRENT YEAR	PREVIOUS YEAR (As at 31/03/2014)
		Hall 01	Hall 03	Hall 04	Gymkhana	Library		
A)	BUILDINGS	79,222	39,724	16,068	15,289	0	1,50,303	0
B)	FURNITURE & FIXTURES	0	0	0	0	0		0
C)	PLANT & MACHINERY	32,881	41,925	1,844	0	0	76,650	0
D)	OFFICE EQUIPMENT	3,108	0	0	0	0	3,108	0
E)	COMPUTERS	0	0	0	0	0	0	
F)	LABORATORY & SCIENTIFIC EQUIPMENT	0	0	0	0	0	0	
G)	AUDIO VISUAL EQUIPMENT	0	0	0	0	0	0	
H)	CLEANING MATERIAL & SERVICES	71,327	52,418	45,994	0	0	1,69,739	0
I)	BOOK BINDING CHARGES	0	0	0	0	0	0	
J)	GARDENING (HORTICULTURE) EXPENSES	5,235	5,605	32,550	13,602	0	56,992	
K)	ESTATE MAINTENANCE	0	0	0	0	0	0	
L)	WATER PURIFIER	7,555	16,004	295	0	0	23,854	0
	TOTAL	1,99,328	1,55,676	96,751	28,891	0	4,80,646	0


(Prabodh Pandey)
Dy. Registrar (F&A)


(Ram Phal Dwivedi)
Registrar

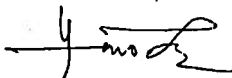

(S G Deshmukh)
Director (I/c)


**Pandit Dwarka Prasad Mishra Indian Institute of Information Technology,
Design & Manufacturing Jabalpur**


SCHEDULE 20 – FINANCE COSTS

Amount in ₹

	PARTICULARS	CURRENT YEAR (As at 31/03/2015)	PREVIOUS YEAR (As at 31/03/2014)
A)	BANK CHARGES	19,196	14,049
B)	OTHERS (SPECIFY)	0	0
	TOTAL	19,196	14,049


(Prabodh Pandey)
Dy. Registrar (F&A)


(Ram Phal Dwivedi)
Registrar

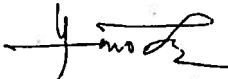

(S G Deshmukh)
Director (I/c)


**Pandit Dwarka Prasad Mishra Indian Institute of Information Technology,
Design & Manufacturing Jabalpur**

SCHEDULE 20.1 – FINANCE COSTS OF SUBSIDIARY ACCOUNTS

Amount in ₹

	PARTICULARS	CURRENT YEAR (As at 31/03/2015)					TOTAL CURRENT YEAR	PREVIOUS YEAR (As at 31/03/2014)
		Hall 01	Hall 03	Hall 04	Gym- khana	Lib- rary		
A)	BANK CHARGES	70	210	0	70	0	350	0
B)	OTHERS (SPECIFY)	0	0	0	0	0	0	0
	TOTAL	70	210	0	70	0	350	0


(Prabodh Pandey)
Dy. Registrar (F&A)


(Ram Phal Dwivedi)
Registrar



(S G Deshmukh)
Director (I/c)

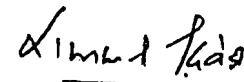
Pandit Dwarka Prasad Mishra Indian Institute of Information Technology,
Design & Manufacturing Jabalpur

SCHEDULE 21 – OTHER EXPENSES

Amount in ₹

	PARTICULARS	CURRENT YEAR (As at 31/03/2015)	PREVIOUS YEAR (As at 31/03/2014)
A)	PROVISION FOR BAD AND DOUBTFUL DEBTS/ADVANCES	0	0
B)	IRRECOVERABLE BALANCES WRITTEN-OFF	0	0
C)	GRANTS/SUBSIDIES TO OTHER INSTITUTIONS/ORGANIZATIONS	0	0
D)	OTHERS (SPECIFY)	0	0
	TOTAL	0	0


(Prabodh Pandey)
Dy. Registrar (F&A)


(Ram Phal Dwivedi)
Registrar



(S G Deshmukh)
Director (I/c)

**Pandit Dwarka Prasad Mishra Indian Institute of Information Technology,
Design & Manufacturing Jabalpur**

SCHEDULE 22 – PRIOR PERIOD EXPENSES

Amount in ₹

	PARTICULARS	CURRENT YEAR (As at 31/03/2015)	PREVIOUS YEAR (As at 31/03/2014)
A)	ESTABLISHMENT EXPENSES	0	0
B)	ACADEMIC EXPENSES	0	0
C)	ADMINISTRATIVE AND GENERAL EXPENSES	0	0
D)	TRANSPORTATION EXPENSES	0	0
E)	REPAIRS & MAINTENANCE	0	0
F)	FINANCE COSTS	0	0
G)	DEPRECIATION	3,66,818	0
H)	OTHER EXPENSES	0	170
	TOTAL	3,66,818	170


(Prabodh Pandey)
Dy. Registrar (F& A)


(Ram Phal Dwivedi)
Registrar



(S G Deshmukh)
Director (I/c)

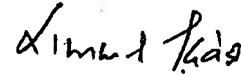
**Pandit Dwarka Prasad Mishra Indian Institute of Information Technology,
Design & Manufacturing Jabalpur**

SCHEDULE 22.1 – PRIOR PERIOD EXPENSES OF SUBSIDIARY ACCOUNTS

Amount in ₹

	PARTICULARS	CURRENT YEAR (As at 31/03/2015)					TOTAL CURRENT YEAR	PREVIOUS YEAR (As at 31/03/2014)
		Hall 01	Hall 03	Hall 04	Gym- khana	Lib- rary		
A)	ESTABLISHMENT EXPENSES	0	0	0	0	0	0	0
B)	ACADEMIC EXPENSES	0	0	0	0	0	0	0
C)	ADMINISTRATIVE AND GENERALEXPENSES	0	0	0	0	0	0	0
D)	TRANSPORTATION EXPENSES	0	0	0	0	0	0	0
E)	REPAIRS & MAINTENANCE	0	0	0	0	0	0	0
F)	FINANCE COSTS	0	0	0	0	0	0	0
G)	DEPRECIATION	85,330	35,402	14,335	6,784	0	1,41,851	0
H)	OTHER EXPENSES	0	0	0	0	0	0	0
	TOTAL	85,330	35,402	14,335	6,784	0	1,41,851	0


(Prabodh Pandey)
Dy. Registrar (F&A)


(Ram Phal Dwivedi)
Registrar


(S G Deshmukh)
Director (I/c)

Pandit Dwarka Prasad Mishra Indian Institute of Information Technology, Design & Manufacturing Jabalpur

RECEIPTS & PAYMENT ACCOUNT FOR THE FINANCIAL YEAR 2014-2015

S. No.	RECEIPTS	CURRENT YEAR (As at 31/03/2015)	PREVIOUS YEAR (As at 31/03/2014)	S. No.	PAYMENTS	CURRENT YEAR (As at 31/03/2015)	PREVIOUS YEAR (As at 31/03/2014)
I	OPENING BALANCES			I	EXPENSES		
A)	CASH BALANCE	0	0	A)	STAFF PAYMENTS & BENEFITS	9,33,70,900	8,18,68,527
B)	BANK BALANCES			B)	ACADEMIC EXPENSES	4,76,42,949	3,65,53,742
i)	CANARA BANK GRANT ACCOUNT, JABALPUR	4,54,407	4,36,762	C)	ADMINISTRATIVE AND GENERAL EXPENSES	6,28,68,716	6,13,87,939
ii)	SBI GRANT ACCOUNT, JABALPUR	24,09,734	2,02,20,316	D)	TRANSPORTATION EXPENSES	34,37,666	36,65,035
iii)	ALLAHABAD BANK STUDENT FEE A/C, JABALPUR	5,14,58,946	31,29,422	E)	REPAIRS & MAINTENANCE	29,48,396	40,64,237
iv)	SBI PROJECT ACCOUNT	1,00,45,979	89,38,568	F)	FINANCE COSTS	19,546	14,049
v)	SBI (STUDENT FEE A/C)	34,49,343	3,70,86,461				
vi)	ALLAHABAD BANK GRANT ACCOUNT, JABALPUR	13,12,90,590	1,25,15,635	II	PAYMENTS AGAINST EARMARKED/ENDOWMENT FUNDS	0	0
vii)	SUBSIDIARY BANK ACCOUNTS			III	PAYMENTS AGAINST SPONSORED PROJECTS/SCHEMES	54,01,620	60,97,224
a)	HALL 01			IV	PAYMENTS AGAINST SPONSORED FELLOWSHIPS AND SCHOLARSHIPS	0	0
b)	HALL 03	24,72,124		A)	CENTRAL SECTOR SCHOLARSHIP	19,17,152	20,72,546
c)	HALL 04	40,29,771		B)	EXTERNAL SCHOLARSHIP	31,700	4,92,100
d)	GYMKHANA	10,28,900		V	INVESTMENTS AND DEPOSITS MADE		
e)	LIABRARY	3,28,424		A)	OUT OF EARMARKED/ENDOWMENTS FUNDS	0	0
		1,82,581		B)	OUT OF OWN FUNDS (INVESTMENTS- OTHERS)	0	0
II	GRANTS RECEIVED			VI	TERM DEPOSITS WITH SCHEDULED BANKS		
A)	FROM GOVT. OF INDIA (MHRD) (PLAN)- GENERAL	10,38,01,000	19,09,09,000		INVESTMENTS AND DEPOSITS MADE	55,36,63,918	111,20,00,000
B)	FROM GOVT. OF INDIA (MHRD) (PLAN) - FOR CREATION OF CAPITAL ASSETS	48,36,89,000	55,09,09,000		INVESTMENTS AND DEPOSITS MADE (SUBSIDIARY ACCOUNTS)	28,00,000	0
C)	From Govt. of India (MHRD) (PLAN) - For SALARY	9,33,57,000	5,81,82,000	VII	EXPENDITURE ON FIXED ASSETS & CAPITAL WORK-IN-PROGRESS		
III	ACADEMIC FEE			A)	PURCHASE OF FIXED ASSETS	4,68,80,666	7,12,18,903
A)	ACADEMIC FEES	5,14,19,827	2,88,14,238	B)	EXPENDITURE ON CAPITAL WORK-IN-PROGRESS	1,11,97,536	2,64,52,433
B)	ADVANCE FEES RECEIVED	1,12,18,665	88,74,935	VIII	OTHER PAYMENTS INCLUDING STATUTORY PAYMENTS		
C)	STUDENT CAUTION MONEY	13,52,695	11,18,000				

Handwritten signature

Handwritten signature


D) ALUMNI ASSOCIATION SUB.		2,71,500	2,40,000	A) ASSOCIATION FEE (OTHER INSTITUTION)	240	240
E)	STUDENT WELFARE FUND	3,62,000	3,20,000	B) GIS (OTHER INSTITUTES)	7,560	7,560
F)	EXCESS DEPOSIT FEE	69,42,180	86,96,030	C) GPF (OTHER INSTITUTES)	1,68,000	1,68,000
G)	HALL MANAGEMENT ACCOUNT	50,59,500	46,73,707	D) GSLIS	2,28,304	2,28,304
H)	STUDENT BENEFIT ACCOUNT	27,98,600	23,71,000	E) PROFESSIONAL TAX PAID	2,91,520	2,91,520
IV	RECEIPTS AGAINST EARMARKED/ENDOWMENT FUNDS	0	0	F) WCT PAID	78,425	78,425
V	RECEIPTS AGAINST SPONSORED PROJECTS/SCHEMES	57,22,164	73,23,449	G) LABOUR WELFARE CESS	39,212	39,212
VI	RECEIPTS AGAINST SPONSORED FELLOWSHIPS AND SCHOLARSHIPS			H) NEW PENSION CONT.	1,26,87,080	1,26,87,080
A)	CENTRAL SECTOR SCHOLARSHIP RECEIVED	22,27,497	20,85,330	I) TDS PAID	1,08,89,750	1,12,07,262
B)	EXTERNAL SCHOLARSHIP	31,700	5,22,000	J) VAT PAID	14,62,173	14,62,173
				K) FLAG DAY CONTRIBUTION	7,280	7,280
VII	INCOME ON INVESTMENTS FROM EARMARKED/ENDOWMENT FUNDS	0	0	L) SERVICE TAX	2,87,090	36,136
A)	EARMARKED/ENDOWMENT FUNDS	0	0	IX) REFUNDS OF GRANTS	0	0
B)	OTHER INVESTMENTS	1,00,55,569	67,00,073	X) DEPOSITS & ADVANCES		
C)	OTHER INVESTMENTS (SUBSIDIARY ACCOUNTS)	3,28,376		A) CPWD, BHOPAL	41,80,00,000	44,19,63,900
VIII	INTEREST RECEIVED	13,23,109	16,35,011	B) DGS&D	62,95,066	56,38,335
A)	INTEREST RECEIVED			C) ADVANCE TO ROBOCON	1,50,000	3,50,000
B)	INTEREST RECEIVED (SUBSIDIARY ACCOUNTS)	3,22,474	0	D) ADVANCE TO CITY GATE PROJECT	30,000	2,01,156
IX	INVESTMENTS ENCASHED	0	0	E) ADVANCE TO AMEC/NWSG WORKSHOP	1,00,000	25,000
X	TERM DEPOSITS WITH SCHEDULED BANKS ENCASHED			F) ADVANCE TO CONIAPS 2014	0	1,00,000
A)	INVESTMENTS AND DEPOSITS MATURED	55,36,63,918	111,23,87,136	G) ADVANCE TO CCMT 2013	0	1,00,000
B)	INVESTMENTS AND DEPOSITS MATURED SUBSIDIARY ACCOUNTS	8,00,000	0	H) ADVANCE TO CSAB 2013	0	4,40,340
XI	OTHER INCOME (INCLUDING PRIOR PERIOD INCOME)			I) SECURITY DEPOSIT	1,12,231	7,12,033
A)	OTHER INCOMES	15,82,100	27,34,661	J) EMD AND PBG	19,99,437	12,21,600
				K) SECURITY DEPOSIT-MPPKVCL	0	5,42,796
XII	DEPOSITS AND ADVANCES			XI) OTHER PAYMENT		
A)	SECURITY DEPOSIT	1,26,077	64,513	A) HALL MANAGEMENT ACCOUNT	50,46,000	46,52,207
B)	EMD AND PBG	21,66,359	22,17,885	B) STUDENT BENEFIT ACCOUNT	27,93,550	23,61,050
C)	ADVANCE TO CSAB 2013	4,40,340	0	C) STUDENT CAUTION MONEY	19,56,695	13,29,000
D)	SECURITY DEPOSIT-MPPKVCL	4,73,232	0	D) EXCESS DEPOSIT FEE PAID	67,78,945	84,67,320


5-


Amal Kish

Yamde

XIII MISCELLANEOUS RECEIPTS INCLUDING STATUTORY RECEIPTS					IX CLOSING BALANCES	
A) ASSOCIATION FEE (OTHER INSTITUTION)	240		240		A) CASH BALANCE	0
B) GIS (OTHER INSTITUTES)	7,560			7,560	B) BANK BALANCE	
C) GPF (OTHER INSTITUTES)	1,68,000			1,68,000	i) Canara Bank Grant Account, Jabalpur	4,72,765
D) GSLIS	2,28,065			2,28,065	ii) SBI Grant Account Jabalpur	5,37,468
E) PROFESSIONAL TAX PAID	2,91,520			2,91,520	iii) SBI Student Fee A/c, Jabalpur	35,86,383
F) WCT PAID	78,425			2,55,884	iv) SBI Project Account	6,387
G) LABOUR WELFARE CESS	39,212			1,30,830	v) Allahabad bank (Student Fee A/c)	6,47,92,920
H) NEW PENSION CONT.	1,35,46,533			1,08,38,160	vi) Allahabad Bank Current A/c, Jabalpur	17,15,76,320
I) TDS RECOVERED	1,08,89,750			1,12,07,262	vii) Allahabad Project A/C, Jabalpur	1,04,28,886
J) VAT RECOVERED	14,62,173			19,80,949	viii) SUBSIDIARY BANK ACCOUNTS	
K) FLAG DAY CONTRIBUTION	12,530			0	a) HALL 01	52,59,309
L) SERVICE TAX	2,87,090			36,136	b) HALL 03	78,01,519
IX ANY OTHER RECEIPTS	0			0	c) HALL 04	24,73,772
					d) GYMKHANA	40,49,303
					e) LIABRARY	2,49,969
					f) SBI-CPPF/New Pension a/c	8,70,455
TOTAL	157,36,96,779	209,82,55,208	209,82,55,208	157,36,96,779	TOTAL	209,82,55,208


 (Prabodh Pandey)
 Dy. Registrar (F&A)


 (Ram Phal Dwivedi)
 Registrar


 (S G Deshmukh)
 Director (I/c)

SCHEDULE FORMING PART OF THE ACCOUNTS
FOR THE YEAR ENDED 31ST MARCH 2015

SCHEDULE: 23 - SIGNIFICANT ACCOUNTING POLICIES

1. BASIS FOR PREPARATION OF ACCOUNTS

The accounts are prepared under the Historical Cost Convention unless otherwise stated and generally on the Accrual method of accounting.

2. REVENUE RECOGNITION

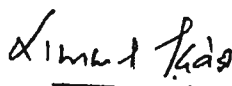

- 2.1 Fees from Students (except Tuition Fees), Sale of Admission Forms, Royalty and Interest on Saving Bank account are accounted on cash basis. Tuition Fees collected separately for each semester is accounted on accrual basis.
- 2.2 Income from Land, Building and Other Property and Interest on Investment are accounted on accrual basis.
- 2.3 Interest on interest bearing advances to staff for House Building, Purchase of Vehicle and Computers is accounted on accrual basis every year, though the actual recovery of interest starts after the full repayment of the Principal.

3. FIXED ASSETS AND DEPRECIATION

- 3.1 Fixed assets are stated at cost of acquisition including inward freight, duties and taxes and incidental and direct expenses related to acquisition, installation and commissioning.
- 3.2 Gifted/ Donated assets are valued at the declared value where available; if not available, the value is estimated based on the present market value adjusted with reference to the physical condition of the asset. They are set-up by credit to Capital Fund and merged with the Fixed Assets of the Institution. Depreciation is charged at the rates applicable to the respective assets.
- 3.3 Books received as gifts, are valued at selling prices on the books. Where they are not printed, the value is based on assessment.
- 3.4 Fixed assets are valued at cost less accumulated depreciation. Depreciation on fixed assets is provided on Straight Line Method, at the followings rates.

Tangible Assets:

- | | |
|---------------------|----|
| 1. Land | 0% |
| 2. Site Development | 0% |



3.	Building	2%
4.	Roads & Bridges	2%
5.	Tube wells & Water Supply	2%
6.	Sewerage & Drainage	2%
7.	Electrical Installation and equipment	5%
8.	Plant & Machinery	5%
9.	Scientific & Laboratory Equipment	8%
10.	Office Equipment	7.5%
11.	Audio Visual Equipment	7.5%
12.	Computers & Peripherals	20%
13.	Furniture, Fixture & Fittings	7.5%
14.	Vehicles	10%
15.	Lib. Books & Scientific Journals	10%

Intangible Assets (amortization):

1.	E-Journals	40%
2.	Computer Software	40%
3.	Patent and Copyrights	9 year

3.5 Depreciation is provided for the whole year on additions during the year.


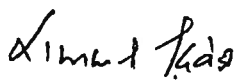
3.6 Where an asset is fully depreciated, it will be carried at a residual value of Re.1 in Balance Sheet and will not be further depreciated. Thereafter, depreciation is calculated on the additions of each year separately at the rate of depreciation applicable for that asset head.

3.7 Assets created out of Earmarked Funds and funds of Sponsored Projects, where the ownership of such assets vests in the Institute, are setup by credit to Capital Fund merged with the Fixed Assets of the Institution. Depreciation is charged at the rate applicable to the respective assets. Assets created out of Sponsored Project funds, where the ownership is retained by the sponsors but held and used by the Institution are separately disclosed in the Notes on Accounts.

3.8 Assets, the individual value of each of which is Rs 2000 or less (except Library Books) are treated as Small Value Assets, 100% depreciation is provided in respect of such assets at the time of their acquisition. However physical accounting and control are continued by the holders of such assets.

4. INTANGIBLE ASSETS:

Patents and copy rights, E-Journals and Computer Software are grouped under Intangible Assets.


- 4.1 **PATENTS:** The expenditure incurred from time to time (application fee, legal expenses etc.) for obtaining Patents is temporarily capitalized and shown as part of Intangible Assets in the Balance Sheet. If applications for patents are rejected, the cumulative expenditure incurred on the particular patent is written off to the Income & Expenditure Account in the year the application is rejected. The expenditure on Patents granted is written off over a life of 9 years on a conservative basis.
- 4.2 Electronic Journals (E-Journals) are separated from Library Books in view of the limited benefit that could be derived from the on-line access provided. E-journals are not in a tangible form, but temporarily capitalized and in view of the magnitude of expenditure and the benefit derived in terms of perpetual knowledge acquired by the Academic and Research staff; Depreciation is provided in respect of E-journals at a higher rate of 40% as against depreciation of 10% provided in respect of Library Books.
- 4.3 Expenditure on acquisition of software has been separated from computers and peripherals, as apart from being intangible assets, the rate of obsolescence in respect of these is very high. Depreciation is provided in respect of software at a higher rate of 40% as against depreciation of 20% provided in respect of Computers & Peripherals.
5. **STOCKS:** Expenditure on purchases of chemicals, glassware, publications and other stores is accounted as revenue expenditure, except that the value of closing stocks held on 31st March is set up as inventories by reducing the corresponding Revenue Expenditure on the basis of information obtained from Departments. They are valued at cost.

6 RETIREMENT BENEFITS

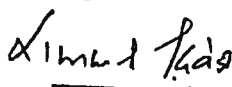

Retirement benefits i.e., pension, gratuity and leave encashment are provided on the basis of actuarial valuation. Capitalized Value of pension and gratuity received from previous employers of the Institution's employees, who have been absorbed in the Institution, is credited to the respective Provision Accounts. Pension contribution received in respect of employees on deputation is also credited to the Provision for Pension Account. The Actual payments of Pension, Gratuity and Leave encashment are debited in the Accounts to the respective provisions. Other retirement benefits viz. Deposit Linked Insurance, Contribution to New Pension Scheme, Medical reimbursement to retired employees and Travel to Home Town on retirement are accounted on accrual basis (actual payments plus outstanding bills at the end of the year.)

7. INVESTMENTS

- a. Long term investments are carried at their cost or face value whichever is lower. However any permanent diminution in their value as on the date of the Balance Sheet is provided for.
- b. Short Term investments are carried at their cost or market value (if quoted) whichever is lower

8. EARMARKED/ENDOWMENT FUNDS

The following long terms funds are earmarked for specific purposes. Each of the funds has a separate bank account. Those with large balance also have investments in Government



Securities, Debentures and Bonds and Term Deposits with Banks. The income from investments/ advances (Houses Building Conveyance and computer) on accrued basis and interest on savings Bank Accounts are credited to the respective Funds. The expenditure and advances (in the case of House Building & Conveyance/Computer) are debited to the fund. The assets created out of Earmarked funds where the ownership Vests in the Institution, are merged with the assets of the Institution by crediting an equal amount to the Capital Fund. The balance in the respective funds is carried forward and is represented on the assets side by the balance at Bank, Investments and accrued interest.

- 8.1 **CORPUS FUND** was established in 2013 as per decision taken in 25th meeting of BOG dt. 11.10.2013. Matching contribution from University Grants Commission, Recognition/ Affiliation fee received from Colleges and other academic institutions, Institution's share of Consultancy fees and contributions from Research Projects are treated as additions to Corpus Fund.

Income from investments of the fund is added to the Fund. The Corpus Fund is utilized for both Revenue and Capital expenditure based on the guidelines by the University Grants Commission and the Executive council of the Institution from time to time. The assets created out of the Corpus Fund are merged with the assets of the Institution by crediting an equal amount to the Capital Fund. The balance in the Corpus Fund which is carried forward is represented by the balance in separate Bank account, investment in RBI Bonds and Fixed Deposits with the Bank and Accrued interest on investments.

8.2 **ENDOWMENT FUNDS**

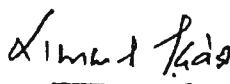

Endowments are funds received from various individual donors, Trusts and other organizations, for establishing Chairs and for Medals & Prizes, as specified by the Donors. While each of the Endowment funds has its own investment there is one savings Bank Account for all the Endowment funds, as the un-invested balances against them are negligible.

The income from investment of each Endowment Fund is added to the Fund. The interest on Savings Bank a/c is allocated to all the Endowment funds in the ratio of the year end closing balances in each fund. The expenditure on Medals & Prizes is met from the interest earned on investment of the respective Endowment Funds and the balance is carried forward. In respect of Chairs, however, the corpus of the Endowment is also used.

The balances are represented by Investment in RBI Bonds and Fixed Deposits and balance in the Savings Bank Account common for all Endowments, and Accrued Interest on Investments.

9 **GOVERNMENT AND UGC GRANTS**

- 9.1 Government Grants and UGC grants are accounted on realization basis. However, where a sanction for release of grant pertaining to the financial year is received before 31st March and the grant is actually received in the next financial year, the grant is accounted on accrual basis and an equal amount is shown as recoverable from the Grantor.



- 9.2 To the extent utilized towards capital expenditure, (on accrual basis) government grants and grants from UGC are transferred to the Capital Fund.
- 9.3 Government and UGC grants for meeting Revenue Expenditure (on accrual basis) are treated, to the extent utilized, as income of the year in which they are realized.
- 9.4 Utilized grants (including advances paid out of such grants) are carried forward and exhibited as a liability in the Balance Sheet.

10. INVESTMENTS OF EARMARKED FUNDS AND INTEREST INCOME ON SUCH INVESTMENTS:

To the extent not immediately required for expenditure, the amounts available against such funds are invested in approved Securities & Bonds or deposited for fixed term with Banks, leaving the balance in Savings Bank Accounts.

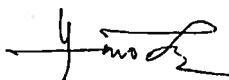
Interest received, interest accrued and due and interest accrued but not due on such investments are added to the respective funds and not treated as income of the Institution.

11. SPONSORED PROJECTS:


- 11.1 In respect of ongoing Sponsored Projects, the amounts received from sponsor are credited to the head "Current Liabilities and Provisions- Current Liabilities- Other Liabilities- Receipts against ongoing sponsored projects." As and when expenditure is incurred/ advances are paid against such projects, or the concerned project account is debited with allocated overhead charges, the liability account is debited.
- 11.2 In addition to the Earmarked Fund for the Juniors Research Fellowships funded by the University Grants Commission, Fellowships and Scholarships are also sponsored by various organizations. These are accounted in the same way as Sponsored Projects except that the expenditure generally is only on disbursement of Fellowships and Scholarships, which may include allowances for contingent expenditure by the Fellows and scholars.
- 11.3 The Institution itself also awards Fellowships and Scholarships, which are accounted as Academic expenses.

12 INCOME TAX:

The income of the Institution is exempt from Income Tax under Section 10 (23c) of the Income Tax Act. No provision for tax is therefore made in the accounts.


(Prabodh Pandey)
Dy. Registrar (F&A)


(Ram Phal Dwivedi)
Registrar


(S G Deshmukh)
Director (I/c)

SCHEDULE FORMING PART OF THE ACCOUNTS
FOR THE YEAR ENDED 31ST MARCH 2015

SCHEDULE: 24 - CONTINGENT LIABILITIES AND NOTES TO ACCOUNTS

1. CONTINGENT LIABILITIES:

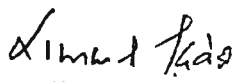

- 1.1 As on 31.03.2015 Court cases filed against the Institution, by former/present employees, tenants and contractors and arbitration cases with contractors, were pending for decisions. The suits filed by employees were establishment related viz. promotions, increments, pay-scale, termination etc. The quantum of the claims is not ascertainable. The claim in the arbitration cases (two cases) awarded by the arbitrator is Rs 42,64,478/- (Previous Year Rs. Nil).
- 1.2 Letters of credit established by the bank on behalf of the Institution and outstanding as on 31.03.2015 is Rs. Nil (Previous Year Rs. Nil).
- 1.3 The ITO (TDS-II) Jabalpur has raised the demand for the F.Y 2009-10, 2010-11 and 2011-12 and gave a demand notice of Rs. 1,04,16,528/-. Appeal was filed before CIT (Appeal) Jabalpur and same has been decided by accepting Institute's appeal on Scholarship matter and further remaining demand of Rs. 43,83,368 has been raised by ITO (TDS) on 24-12-2014 for lease line connection and subscription of online journals. Now Institute is filing the appeal with Income Tax Tribunal Jabalpur for stay on demand as well as challenging the decision of the CIT (Appeal) Jabalpur.

2. CAPITAL COMMITMENTS:

The Value of contracts remaining to be executed on Capital Account and not provided for (Net of Advances) amounted to Rs. Nil as on 31.03.2015 (Previous Year Rs. Nil).

3. FIXED ASSETS:

- 3.1 During the year additions in to the Fixed Assets in Schedule 04 include Assets purchased out of Plan Funds (Rs. 4.81 Crores), Earmarked Funds (Rs. 0.12 Crore) and other assets of the value of Rs. Nil gifted to the Institution. The Assets have been set up by credit to Corpus/Capital Fund.
- 3.2 In the Balance Sheet as on 31.03.2015 and the Balance Sheets of earlier years, Fixed Assets have been created from the Plan funds. The additions during the years from plan funds (including assets created from professional development fund), from earmarked/endowment funds and from subsidiary accounts and the depreciation on those additions respectively have been exhibited distinctly in Sub schedules A,B,C and D to the main Schedule of Fixed Assets (Schedule 4).



3.3 Depreciation on fixed assets is provided on Straight line method, Assets purchased on or before 30th Sep 2014 depreciation is charged for full year and Assets purchase after 30th Sep 2014 depreciation is charged half yearly basis.

4. GOVERNMENT GRANTS/ SUBSIDIES

4.1 Government grants/ subsidies are accounted on realization basis.

4.2 Rs 68.08 Crore (Rs. 9.34 Crore for Salary (Plan) , Rs. 10.38 Crore for General Expenses and Rs 48.37 Crore for Creation of Capital Assets) was sanctioned as Grant- in- Aid during the F.Y. 2014-15 by MHRD, Govt. of India and Rs. 5.60 Crore was unspent amount of last F.Y. A total of Rs. 73.68 Crore was available for expenditure during the financial year. Out of total available amount, Rs. 71.33 Crore (Salary- Rs. 7.96 Crore, General Expenses – Rs. 15.00 Crore, Capital Assets Rs. 48.36 Crore), utilized as per the sanction terms and the unspent amount is shown as liabilities under the schedule-06 of Current liabilities.

4.3 Amount deposited to (CPWD) and (DGS&D) during the financial year towards capital work aggregating of Rs. 41.80 Crore and Rs. 62.95 Lakh respectively are taken utilized for the purpose of utilization of Grant.

4.4 Rs. 22,27,497/- was the grant received in the FY 2014-15 towards the Central Sector Scholarship Scheme for Top Class education of SC Students and unspent balance of Rs.1,85,955/- from last year. Out of grant balance, Rs. 19,17,152/- has been utilized during the year. Unspent Balance Rs. 4,96,300/- will be utilized in next financial year.

4.5 Utilization of Grant for General, Scheduled Caste and Scheduled Tribe Category has been divided in the same proportion as grant in aid received and shown accordingly in Utilization Certificates.

5. INSTITUTE INTERNAL CORPUS FUND

Institute has created Internal own corpus fund from internal income generated from own resources as per BOG Approval.

6. INSTITUTION'S CAPACITY AND CAPABILITY

	Particular	Data
i)	No. of students	1182
ii)	Number of teachers	49
iii)	Salary structure of teachers	15600-39100 AGP 6000 15600-39100 AGP 7000 15600-39100 AGP 8000 37400-67000 AGP 9000 37400-67000 AGP 9500 37400-67000 AGP 10000 37400-67000 AGP 10500

7. STUDENTS FEE ACCOUNT

Fee received during December' 2014-January 2015 for the Semester January-June'2015 is accounted for on accrual basis. Hence, Rs. 1,12,18,665/- being fee for the F.Y. 2015-16 is shown as Current Liability under Schedule 6.

8. DEPOSIT LIABLITIES

The amount outstanding as Earnest Money Deposit & Security Deposits of Rs. 55.24 Lacstowards unclaimed deposits.

9. EXPENDITURE IN FOREIGN CURRENCY

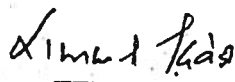

- a. Travel
- b. Foreign draft for import of chemicals etc.
- c. Others

10. CURRENT ASSETS, LOANS, ADVANCES AND DEPOSITS

In the opinion of the Management, the current assets, Loans, Advances and Deposits have a value on realization in the ordinary course, equal at least to the aggregate amount shown in the balance Sheet.

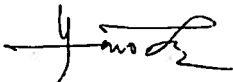
11. MISCELLANEOUS

- (i) The figures of corresponding previous year have been re-grouped /re-arranged wherever it was necessary to make them comparable.
- (ii) The provision of Audit Fee has been made.
- (iii) The interest received from Bank on Earmarked funds has been credited to the respective Earmarked fund account.
- (iv) Construction work Building/Road/Others has been shifted from capital work in progress to Fixed Assets in schedule-7 and depreciation has been charged from the date of completion of work. Some Construction works were completed before this financial year as per completion certificate. The Depreciation effect has been taken from the date of completion of assets and shown under prior period adjustment.
- (v) Advance to CPWD has been transferred to capital work in progress to the extent as shown by CPWD in its progress report of March 2015.
- (vi) An amount of Rs. 6.00 Crore was sanctioned by MHRD vide sanction letters dated 26th March 2015 and 31st March 2015 but amount was actually transferred in the Institute Bank Account in the next financial year. Same has been accounted for in the Cash Book on accrual basis in current financial year.
- (vii) An amount of Rs.78.60 lakhs of fee collected on account of Hall Management Accounts and Student Benefit Account has been transferred to Hall Management Account (Rs. 50.72



lakhs) and Student Benefit Account (Rs. 28.05 lakhs) and balance of Rs. 0.14 lakhs (unrealized amount) has been kept as current liabilities.

- (viii) Following subsidiary accounts have been incorporated in the Institute main account as per audit para of last year:
- a) Hall Management Account of Hall of Residence -1
 - b) Hall Management Account of Hall of Residence -03
 - c) Hall Management Account of Hall of Residence -04
 - d) Student Benefit Account (Gymkhana Account)
 - e) Library Account
- (ix) Capital Assets have been created out of Project Fund, Professional Development Fund, Hall Management Accounts and Student Benefit Accounts as per audit para of last year.
- (x) Schedules 1 to 24 are annexed to and form an integral part of the Balance Sheet as on 31-3-2015 and Income and Expenditure Account for the year ended on that date.
- (xi) Figures in the Final accounts have been rounded off to the nearest rupee.
12. As the New Pension Scheme Account are owned by the members of those funds and not by the Institution, this account is not the part of institution's Accounts. A Receipts & Payments Account, Income & Expenditure Account (On Accrual basis) and a Balance Sheet of the New Pension scheme for the financial year 2014-15 have been attached, to the Institution's Accounts. A large portion of the New Pension Scheme funds (Rs. 5.01 Crores) in respect of 103 employees who have been allotted PRA numbers has been transferred upto March 2015 to National Securities Depository Limited (NSDL) –Central Record keeping Agency (CRA).


(Prabodh Pandey)
Dy. Registrar (F&A)


(Ram Phal Dwivedi)
Registrar

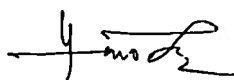

(S G Deshmukh)
Director (I/c)

**Pandit Dwarka Prasad Mishra Indian Institute of Information Technology,
Design & Manufacturing Jabalpur**

**NPS TIER-I ACCOUNT
BALANCE SHEET AS AT MARCH 31, 2015**

Amount in ₹

LIABILITIES	AMOUNT	ASSETS	AMOUNT
NPS TIER-I ACCOUNT		NPS TIER-I ACCOUNT	
OPENING BALANCE	1,940,886		
		EMPLOYEE SUBSCRIPTION MARCH 2015	566,794
LESS:		INSTITUTE CONTRIBUTION	566,794
EMPLOYEE SUBSCRIPTION MARCH 2014	(541,923)		
INSTITUTE CONTRIBUTION MARCH 2014	(541,923)		
ADD:		INVESTMENT	0
EMPLOYEE SUBSCRIPTION	6,338,039		
INSTITUTE CONTRIBUTION	6,338,039	INTEREST ACCRUED BUT NOT DUE	0
		BALANCE AT BANK	879,299
ADD: INTEREST CREDITED	-		
LESS: TRANSFERRED TO NSDL	(12,687,080)		
ADD:			
EMPLOYEE SUBSCRIPTION MARCH 2015	566,794		
INSTITUTE CONTRIBUTION MARCH 2015	566,794		
EXCESS OF INCOME OVER EXPENDITURE			
BALANCE AS ON 1/4/2014			
ADD: DURING THE YEAR	33,261		
Total	20,12,887	Total	20,12,887


(Prabodh Pandey)
Dy. Registrar (F&A)

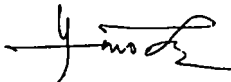

(Ram Phal Dwivedi)
Registrar



(S G Deshmukh)
Director (I/c)

**Pandit Dwarka Prasad Mishra Indian Institute of Information Technology,
Design & Manufacturing Jabalpur**

**NPS TIER-I ACCOUNT
INCOME AND EXPENDITURE ACCOUNT FOR THE FINANCIAL YEAR 2014-15**

		Amount in ₹	
Expenditure	Amount	Income	Amount
Interest Credited to Subscriber's' Accounts	0	Interest Earned on Investment	0
		Interest Earned on saving bank account	33,261
Bank Charges	0	Less: Interest Accrued 31/3/2014	0
		Interest Accrued but not due	
Excess of Income over Expenditure	33,261		
Total	33,261	Total	33,261


(Prabodh Pandey)
Dy. Registrar (F&A)


(Ram Phal Dwivedi)
Registrar



(S G Deshmukh)
Director (I/c)

**Pandit Dwarka Prasad Mishra Indian Institute of Information Technology,
Design & Manufacturing Jabalpur**

**NPS TIER-I ACCOUNT
RECEIPTS AND PAYMENTS ACCOUNT FOR THE FINANCIAL YEAR 2014-15**

Amount in ₹

EXPENDITURE	AMOUNT	INCOME	AMOUNT
OPENING BALANCE AS ON 1/04/2014	1,940,886	INVESTMENT	0
NPS TIER-I ACCOUNT			
EMPLOYEE SUBSCRIPTION	6,338,039	WITHDRAWAL/ REFUND TO NSDL	12,687,080
INSTITUTE CONTRIBUTION	6,338,039		
		EMPLOYEE SUBSCRIPTION MARCH 2014 TRANSFERRED TO NSDL	541,923
INTEREST RECEIVED ON INVESTMENT	-	INSTITUTE CONTRIBUTION MARCH 2014 TRANSFERRED TO NSDL	541,923
		CLOSING BALANCE AS ON 31/3/2015	879,299
INTEREST ON SAVINGS BANK A/C	33,261		
INVESTMENT ENCASHED	-		
TOTAL	14,650,225	TOTAL	14,650,225


(Prabodh Pandey)
Dy. Registrar (F&A)


(Ram Phal Dwivedi)
Registrar


(S G Deshmukh)
Director (I/c)



GFR-19A
[See Rule 212(1), GFR-2005]


UTILISATION CERTIFICATE
(Grant in Aid (Plan) - Consolidated)

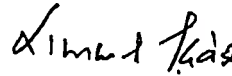
Sl. No.	MHRD, GOI Sanction Letter No. & Date	Amount
1.	F.No. 27-1/2014-TS-I dated 12.05.2014	15,00,00,000.00
2.	F.No. 27-1/2014-TS-I dated 30.07.2014	10,00,00,000.00
3.	F.No. 27-1/2014-TS-I dated 03.09.2014	2,09,62,000.00
4.	F.No. 27-1/2014-TS-I dated 17.11.2014	30,00,00,000.00
5.	F.No. 27-1/2014-TS-I dated 31.12.2014	98,85,000.00
6.	F.No. 27-1/2014-TS-I dated 12.02.2014	4,00,00,000.00
7.	F.No. 27-1/2014-TS-I dated 26.03.2015	4,00,00,000.00
8.	F.No. 27-1/2014-TS-I dated 31.03.2015	2,00,00,000.00
TOTAL		68,08,47,000.00

Certified that out of Rs. 68,08,47,000/- (Rupees Sixty Eight Crores Eight Lasc Forty Seven Thousand only) of Grant-in-aid sanctioned during the FY 2014-15 in favour of PDPM-Indian Institute of Information Technology, Design & Manufacturing, Jabalpur under Ministry of Human Resource Development, Letter Nos. given in the margin and Rs. 5,60,38,964/- Grant-in-aid as unspent balance of the previous year. A sum of Rs. 71,33,32,723/- has been utilized for the purpose of Plan expenditure for which it was sanctioned. It includes total advance Rs. 42,42,95,066/- towards advances given to CPWD (Rs.41,80,00,000/-) and DGS&D (Rs. 62,95,066/-) during the year. Balance of Rs. 2,35,53,241/- remaining unutilized from Grant-in-aid at the end of the year will be adjusted in the next FY 2015-2016.

Certified that we have satisfied ourselves that the conditions on which the grants-in-aid was sanctioned have been fulfilled and that we have exercised the following checks to see that the money was actually utilized for the purpose for which it was sanctioned.

(a) Internal Audit


(Prabodh Pandey)
Dy. Registrar (F&A)


(Ram Phal Dwivedi)
Registrar


(S G Deshmukh)
Director (I/c)

Dated:



GFR-19A
[See Rule 212(1), GFR-2005]

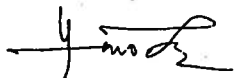
UTILISATION CERTIFICATE
(Creation of Capital Asset - Consolidated)

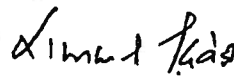
Sl. No.	MHRD, GOI Sanction Letter No. & Date	Amount
1.	F.No. 27-1/2014-TS-I dated 12.05.2014	12,00,00,000.00
2.	F.No. 27-1/2014-TS-I dated 30.07.2014	7,00,00,000.00
3.	F.No. 27-1/2014-TS-I dated 17.11.2014	28,16,89,000.00
4.	F.No. 27-1/2014-TS-I dated 12.02.2015	1,20,00,000.00
	TOTAL	48,36,89,000.00

Certified that out of Rs. 48,36,89,000/- (Rupees Forty Eight Crores Thirty Six Lacs Eighty Nine Thousand only) of Grant-in-aid sanctioned during the FY 2014-15 in favour of PDPM-Indian Institute of Information Technology, Design & Manufacturing, Jabalpur under Ministry of Human Resource Development, for Creation of Capital Assets Letter Nos. given in the margin. Rs. 16,458/- Grant in Aid as unspent balance of the previous year. A sum of Rs. 48,35,98,901/- has been utilized for the purpose of Plan expenditure for which it was sanctioned. It includes Rs. 42,42,95,066/- towards advances given to CPWD and DGS&D during the year and that the balance of Rs. 1,06,557/- remaining unutilized at the end of the year will be adjusted in the next FY 2015-2016.

Certified that we have satisfied ourselves that the conditions on which the grants-in-aid was sanctioned have been fulfilled and that we have exercised the following checks to see that the money was actually utilized for the purpose for which it was sanctioned.

(a) Internal Audit


(Prabodh Pandey)
Dy. Registrar (F & A)


(Ram Phal Dwivedi)
Registrar


(S G Deshmukh)
Director (I/c)

Dated:



GFR-19A
[See Rule 212(1), GFR-2005]


UTILISATION CERTIFICATE
(Creation of Capital Asset-General Category)

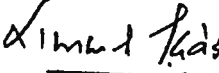
Sl. No.	MHRD, GOI Sanction Letter No. & Date	Amount
1.	F.No. 27-1/2014-TS-I dated 12.05.2014	9,30,00,000.00
2.	F.No. 27-1/2014-TS-I dated 30.07.2014	5,42,50,000.00
3.	F.No. 27-1/2014-TS-I dated 17.11.2014	21,84,00,000.00
4.	F.No. 27-1/2014-TS-I dated 12.02.2015	1,00,00,000.00
	TOTAL	37,56,50,000.00

Certified that out of Rs. 37,56,50,000/- (Rupees Thirty Seven Crores Fifty Six Lacs Fifty Thousand only) of Grant-in-aid sanctioned during the FY 2014-15 in favour of PDPM-Indian Institute of Information Technology, Design & Manufacturing, Jabalpur under Ministry of Human Resource Development, for Creation of Capital Assets for General Category Letter Nos. given in the margin. Rs. 16,458/- Grant-in-aid as unspent balance of the previous year. A sum of Rs. 37,55,59,901/- has been utilized for the purpose of Plan expenditure for which it was sanctioned. It includes Rs. 32,95,99,429/- towards advances given to CPWD and DGS&D during the year and that the balance of Rs. 1,06,557/- remaining unutilized at the end of the year will be adjusted in the next FY 2015-2016.

Certified that we have satisfied ourselves that the conditions on which the grants-in-aid was sanctioned have been fulfilled and that we have exercised the following checks to see that the money was actually utilized for the purpose for which it was sanctioned.

(a) Internal Audit


(Prabodh Pandey)
Dy. Registrar (F&A)


(Ram Phal Dwivedi)
Registrar


(S G Deshmukh)
Director (I/c)

Dated:



GFR-19A
[See Rule 212(1), GFR-2005]


UTILISATION CERTIFICATE
(Creation of Capital Asset - Schedule Caste Category)


Sl. No.	MHRD, GOI Sanction Letter No. & Date	Amount
1.	F.No. 27-1/2014-TS-I dated 12.05.2014	1,80,00,000.00
2.	F.No. 27-1/2014-TS-I dated 30.07.2014	1,05,00,000.00
3.	F.No. 27-1/2014-TS-I dated 17.11.2014	4,21,60,000.00
4.	F.No. 27-1/2014-TS-I dated 12.02.2015	18,00,000.00
	TOTAL	7,24,60,000.00

Certified that out of Rs. 7,24,60,000/- (Rupees Seven Crores Twenty Four Lacs Sixty Thousand only) of Grant-in-aid sanctioned during the FY 2014-15 in favour of PDPM-Indian Institute of Information Technology, Design & Manufacturing, Jabalpur under Ministry of Human Resource Development, for Creation of Capital Assets for Schedule Caste Category Letter Nos. given in the margin. A sum of Rs. 7,24,60,000/- has been utilized for the purpose of Plan expenditure for which it was sanctioned. It includes Rs. 6,35,64,425/- towards Advances given to CPWD and DGS&D during the year and that the balance of Rs. Nil remaining unutilized at the end of the year.

Certified that we have satisfied ourselves that the conditions on which the grants-in-aid was sanctioned have been fulfilled and that we have exercised the following checks to see that the money was actually utilized for the purpose for which it was sanctioned.

(a) Internal Audit


(Prabodh Pandey)
Dy. Registrar (F&A)


(Ram Phal Dwivedi)
Registrar


(S G Deshmukh)
Director (I/c)

Dated:



GFR-19A
[See Rule 212(1), GFR-2005]

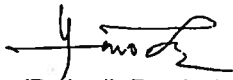
UTILISATION CERTIFICATE
(Creation of Capital Assets -Schedule Tribe Category)

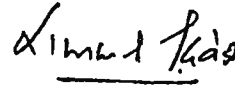
Sl. No.	MHRD, GOI Sanction, Letter No. & Date	Amount
1.	F.No. 27-1/2014-TS-I dated 12.05.2014	90,00,000.00
2.	F.No. 27-1/2014-TS-I dated 30.07.2014	52,50,000.00
3.	F.No. 27-1/2014-TS-I dated 17.11.2014	2,11,29,000.00
4.	F.No. 27-1/2014-TS-I dated 12.02.2015	2,00,000.00
TOTAL		3,55,79,000.00


Certified that out of Rs. 3,55,79,000/- (Rupees Three Crores Fifty Five Lacs Seventy Nine Thousand only) of Grant-in-aid sanctioned during the FY 2014-15 in favour of PDPM-Indian Institute of Information Technology, Design & Manufacturing, Jabalpur under Ministry of Human Resource Development, for Creation of Capital Assets for Schedule Tribe Category Letter Nos. given in the margin. A sum of Rs. 3,55,79,000/- has been utilized for the purpose of Plan expenditure for which it was sanctioned. It includes Rs. 3,11,31,212/- towards Advances given to CPWD and DGS&D during the year and that the balance of Rs. Nil remaining unutilized at the end of the year.

Certified that we have satisfied ourselves that the conditions on which the grant-in-aid was sanctioned have been fulfilled and that we have exercised the following checks to see that the money was actually utilized for the purpose for which it was sanctioned.

(a) Internal Audit.


(Prabodh Pandey)
Dy. Registrar (F&A)


(Ram Phal Dwivedi)
Registrar


(S G Deshmukh)
Director (I/c)

Dated:



GFR-19A
[See Rule 212(1), GFR-2005]

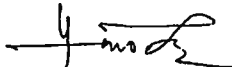
UTILISATION CERTIFICATE
(Grant in Aid General (Plan) - Consolidated)

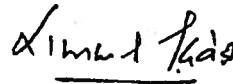
Sl. No.	MHRD, GOI Sanction Letter No. & Date	Amount
1.	F.No. 27-1/2014-TS-I dated 12.05.2014	1,70,00,000.00
2.	F.No. 27-1/2014-TS-I dated 30.07.2014	1,30,00,000.00
3.	F.No. 27-1/2014-TS-I dated 17.11.2014	63,01,000.00
4.	F.No. 27-1/2014-TS-I dated 12.02.2015	1,75,00,000.00
5.	F.No. 27-1/2014-TS-I dated 26.03.2015	3,00,00,000.00
6.	F.No. 27-1/2014-TS-I dated 31.03.2015	2,00,00,000.00
	TOTAL	10,38,01,000.00

Certified that out of Rs. 10,38,01,000/- (Rupees Ten Crores Thirty Eight Lacs One Thousand only) of Grant-in-aid sanctioned during the FY 2014-15 in favour of PDPM-Indian Institute of Information Technology, Design & Manufacturing, Jabalpur under Ministry of Human Resource Development, for General (Plan) Letter Nos. given in the margin Rs. 5,41,95,494/- as Grant-in-aid unspent balance of the previous year. A sum of Rs. 15,00,70,347/- has been utilized for the purpose of General Plan expenditure for which it was sanctioned and that the balance of Rs. 79,26,147/- remaining unutilized amount of Grant-in-aid will be adjusted in the next FY 2015-2016.

Certified that we have satisfied ourselves that the conditions on which the grants-in-aid was sanctioned have been fulfilled and that we have exercised the following checks to see that the money was actually utilized for the purpose for which it was sanctioned.

(a) Internal Audit


(Prabodh Pandey)
Dy. Registrar (F&A)


(Ram Phal Dwivedi)
Registrar


(S G Deshmukh)
Director (I/C)

Dated:



GFR-19A
[See Rule 212(1), GFR-2005]

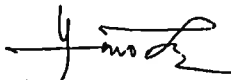
UTILISATION CERTIFICATE
(Grant in Aid General (Plan) - General Category)


Sl. No.	MHRD, GOI Sanction Letter No. & Date	Amount
1.	F.No. 27-1/2014-TS-I dated 12.05.2014	1,31,75,000.00
2.	F.No. 27-1/2014-TS-I dated 30.07.2014	1,00,75,000.00
3.	F.No. 27-1/2014-TS-I dated 17.11.2014	48,82,000.00
4.	F.No. 27-1/2014-TS-I dated 12.02.2015	90,00,000.00
5.	F.No. 27-1/2014-TS-I dated 26.03.2015	2,32,50,000.00
6.	F.No. 27-1/2014-TS-I dated 31.03.2015	1,60,00,000.00
	TOTAL	7,63,82,000.00

Certified that out of Rs. 7,63,82,000/- (Rupees Seven Crores Sixty Three Lacs Eighty Two Thousand only) of Grant-in-aid sanctioned during the FY 2014-15 in favour of PDPM-Indian Institute of Information Technology, Design & Manufacturing, Jabalpur under Ministry of Human Resource Development, for General (Plan) for General Category Letter Nos. given in the margin and Rs. 4,19,73,837/- as Grant-in-aid unspent balance of the previous year. A sum of Rs. 11,05,03,363/- has been utilized for the purpose of General Plan expenditure for which it was sanctioned and the balance of Rs. 78,52,474/- remaining unutilized amount of Grant-in-aid will be adjusted in the next FY 2015-2016.

Certified that we have satisfied ourselves that the conditions on which the grants-in-aid was sanctioned have been fulfilled and that we have exercised the following checks to see that the money was actually utilized for the purpose for which it was sanctioned.

(a) Internal Audit


(Prabodh Pandey)
Dy. Registrar (F & A)


(Ram Phal Dwivedi)
Registrar


(S G Deshmukh)
Director (I/c)

Dated:



GFR-19A
[See Rule 212(1), GFR-2005]

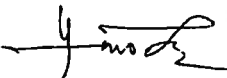
UTILISATION CERTIFICATE
(Grant in Aid General (Plan) - Scheduled Caste Category)

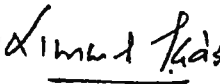
Sl. No.	MHRD, GOI Sanction Letter No. & Date	Amount
1.	F.No. 27-1/2014-TS-I dated 12.05.2014	25,50,000.00
2.	F.No. 27-1/2014-TS-I dated 30.07.2014	19,50,000.00
3.	F.No. 27-1/2014-TS-I dated 17.11.2014	9,45,000.00
4.	F.No. 27-1/2014-TS-I dated 12.02.2015	55,00,000.00
5.	F.No. 27-1/2014-TS-I dated 26.03.2015	45,00,000.00
6.	F.No. 27-1/2014-TS-I dated 31.03.2015	30,00,000.00
	TOTAL	1,84,45,000.00

Certified that out of Rs. 1,84,45,000/- (Rupees One Crore Eighty Four Lacs Forty Five Thousand only) of Grant-in-aid sanctioned during the year 2014-15 in favour of PDPM-Indian Institute of Information Technology, Design & Manufacturing, Jabalpur under Ministry of Human Resource Development, for General (Plan) Scheduled Castes Category Letter Nos. given in the margin Rs. 81,47,819/- as Grant-in-aid unspent balance of the previous year. A sum of Rs. 2,65,92,819/- has been utilized for the purpose of General Plan expenditure for which it was sanctioned and the balance of Rs. Nil remaining unutilized at the end of the year.

Certified that we have satisfied ourselves that the conditions on which the grants-in-aid was sanctioned have been fulfilled and that we have exercised the following checks to see that the money was actually utilized for the purpose for which it was sanctioned.

(a) Internal Audit


(Prabodh Pandey)
Dy. Registrar (F & A)


(Ram Phal Dwivedi)
Registrar


(S G Deshmukh)
Director (I/c)

Date:



GFR-19A
[See Rule 212(1), GFR-2005]


UTILISATION CERTIFICATE
(Grant in Aid General (Plan) - Scheduled Tribe Category)


Sl. No.	MHRD, GOI Sanction Letter No. & Date	Amount
1.	F.No. 27-1/2014-TS-I dated 12.05.2014	12,75,000.00
2.	F.No. 27-1/2014-TS-I dated 30.07.2014	9,75,000.00
3.	F.No. 27-1/2014-TS-I dated 17.11.2014	4,74,000.00
4.	F.No. 27-1/2014-TS-I dated 12.02.2015	30,00,000.00
5.	F.No. 27-1/2014-TS-I dated 26.03.2015	22,50,000.00
6.	F.No. 27-1/2014-TS-I dated 31.03.2015	10,00,000.00
	TOTAL	89,74,000.00


Certified that out of Rs. 89,74,000/- (Rupees Eighty Nine Lacs Seventy Four Thousand only) of Grant-in-aid sanctioned during the FY 2014-15 in favour of PDPM-Indian Institute of Information Technology, Design & Manufacturing, Jabalpur under Ministry of Human Resource Development, for General (Plan) for Scheduled Tribe Category Letter Nos. given in the margin. Rs. 40,73,838/- as Grant-in-aid unspent balance of the previous year. A sum of Rs. 1,29,74,165/- has been utilized for the purpose of General Plan expenditure for which it was sanctioned and the balance of Rs. 73,673/- remaining unutilized amount of Grant-in-aid will be adjusted in the next FY 2015-2016.

Certified that we have satisfied ourselves that the conditions on which the grants-in-aid was sanctioned have been fulfilled and that we have exercised the following checks to see that the money was actually utilized for the purpose for which it was sanctioned.

(a) Internal Audit


(Prabodh Pandey)
Dy. Registrar (F& A)


(Ram Phal Dwivedi)
Registrar


(S G Deshmukh)
Director (J/c)

Dated:



GFR-19A
[See Rule 212(1), GFR-2005]

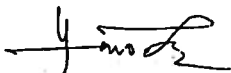
UTILISATION CERTIFICATE
(Grant in Aid Salary (Plan) - Consolidated)

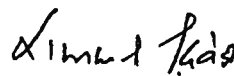
Sl. No.	MHRD, GOI Sanction Letter No. & Date	Amount
1.	F.No. 27-1/2014-TS-I dated 12.05.2014	1,30,00,000.00
2.	F.No. 27-1/2014-TS-I dated 30.07.2014	1,70,00,000.00
3.	F.No. 27-1/2014-TS-I dated 03.09.2014	2,09,62,000.00
4.	F.No. 27-1/2014-TS-I dated 17.11.2014	1,30,10,000.00
5.	F.No. 27-1/2014-TS-I dated 31.12.2014	98,85,000.00
6.	F.No. 27-1/2014-TS-I dated 12.02.2015	1,05,00,000.00
7.	F.No. 27-1/2014-TS-I dated 26.03.2015	1,00,00,000.00
TOTAL		9,33,57,000.00

Certified that out of Rs. 9,33,57,000/- (Rupees Nine Crores Thirty Three Lasc Fifty Seven only) of Grant-in-aid sanctioned during the FY 2014-15 in favour of PDPM-Indian Institute of Information Technology, Design & Manufacturing, Jabalpur under Ministry of Human Resource Development, for Salary (Plan) Letter Nos. given in the margin Rs. 18,27,012/- Grant-in-aid as unspent balance of the previous year and a sum of Rs. 7,96,63,475/- has been utilized for the purpose of Salary (Plan) expenditure for which it was sanctioned and that the balance of Rs. 1,55,20,537/- remaining unutilized at the end of the year will be adjusted in the next FY 2015-2016.

Certified that we have satisfied ourselves that the conditions on which the grants-in-aid was sanctioned have been fulfilled and that we have exercised the following checks to see that the money was actually utilized for the purpose for which it was sanctioned.

(a) Internal Audit


(Prabodh Pandey)
Dy. Registrar (F&A)


(Ram Phal Dwivedi)
Registrar


(S G Deshmukh)
Director (I/c)

Dated:



GFR-19A
[See Rule 212(1), GFR-2005]


UTILISATION CERTIFICATE
(Grant in Aid Salary (Plan) - General Category)

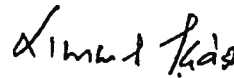
Sl. No.	MHRD, GOI Sanction Letter No. & Date	Amount
1.	F.No. 27-1/2014-TS-I dated 12.05.2014	1,00,75,000.00
2.	F.No. 27-1/2014-TS-I dated 30.07.2014	1,31,75,000.00
3.	F.No. 27-1/2014-TS-I dated 03.09.2014	1,09,00,000.00
4.	F.No. 27-1/2014-TS-I dated 17.11.2014	1,20,10,000.00
5.	F.No. 27-1/2014-TS-I dated 31.12.2014	50,00,000.00
6.	F.No. 27-1/2014-TS-I dated 12.02.2015	1,05,00,000.00
7.	F.No. 27-1/2014-TS-I dated 26.03.2015	1,00,00,000.00
TOTAL		7,16,60,000.00

Certified that out of Rs. 7,16,60,000/- (Rupees Seven Crores Sixteen Lacs Sixty Thousand only) of Grant-in-aid sanctioned during the FY 2014-15 in favour of PDPM-Indian Institute of Information Technology, Design & Manufacturing, Jabalpur under Ministry of Human Resource Development, for Salary (Plan) for General Category Letter Nos. given in the margin Rs. 14,15,940/- Grant-in-aid unspent balance of the previous year. A sum of Rs. 7,20,56,830/- has been utilized for the purpose of Salary (Plan) expenditure for which it was sanctioned and that the balance of Rs. 10,19,110/- remaining unutilized at the end of the year will be adjusted in the next FY 2015-2016.

Certified that we have satisfied ourselves that the conditions on which the grants-in-aid was sanctioned have been fulfilled and that we have exercised the following checks to see that the money was actually utilized for the purpose for which it was sanctioned.

(a) Internal Audit


(Prabodh Pandey)
Dy. Registrar (F&A)


(Ram Phal Dwivedi)
Registrar


(S G Deshmukh)
Director (I/c)

Dated:



GFR-19A
[See Rule 212(1), GFR-2005]


UTILISATION CERTIFICATE
(Grant in Aid Salary (Plan) - Scheduled Castes Category)

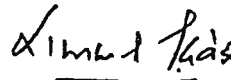
Sl. No.	MHRD, GOI Sanction Letter No. & Date	Amount
1.	F.No. 27-1/2014-TS-I dated 12.05.2014	19,50,000.00
2.	F.No. 27-1/2014-TS-I dated 30.07.2014	25,50,000.00
3.	F.No. 27-1/2014-TS-I dated 03.09.2014	50,62,000.00
4.	F.No. 27-1/2014-TS-I dated 31.12.2014	30,00,000.00
TOTAL		1,25,62,000.00

Certified that out of Rs. 1,25,62,000/- (Rupees One Crore Twenty Five Lacs Sixty Two Thousand only) of Grant-in-aid sanctioned during the FY 2014-15 in favour of PDPM-Indian Institute of Information Technology, Design & Manufacturing, Jabalpur under Ministry of Human Resource Development, for Salary (Plan) for Scheduled Castes Category Letter Nos. given in the margin Rs. 2,74,029/- Grant-in-aid unspent balance of the previous year. A sum of Rs. 59,75,061/- has been utilized for the purpose of Salary (Plan) expenditure for which it was sanctioned and that the balance of Rs. 68,60,968/- remaining unutilized at the end of the year will be adjusted in the next FY 2015-2016.

Certified that we have satisfied ourselves that the conditions on which the grants-in-aid was sanctioned have been fulfilled and that we have exercised the following checks to see that the money was actually utilized for the purpose for which it was sanctioned.

(a) Internal Audit


(Prabodh Pandey)
Dy. Registrar (F & A)


(Ram Phal Dwivedi)
Registrar


(S G Deshmukh)
Director (I/c)

Dated:



GFR-19A
[See Rule 212(1), GFR-2005]

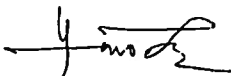
UTILISATION CERTIFICATE
(Grant in Aid Salary (Plan) for Scheduled Tribe Category)


Sl. No.	MHRD, GOI Sanction Letter No. & Date	Amount
1.	F.No. 27-1/2014-TS-I dated 12.05.2014	9,75,000.00
2.	F.No. 27-1/2014-TS-I dated 30.07.2014	12,75,000.00
3.	F.No. 27-1/2014-TS-I dated 03.09.2014	50,00,000.00
4.	F.No. 27-1/2014-TS-I dated 31.12.2014	18,85,000.00
TOTAL		91,35,000.00

Certified that out of Rs. 91,35,000/- (Rupees Ninety One Lacs Thirty Five Thousand only) of Grant-in-aid sanctioned during the FY 2014-15 in favour of PDPM-Indian Institute of Information Technology, Design & Manufacturing, Jabalpur under Ministry of Human Resource Development, for Salary (Plan) for Scheduled Tribe Category Letter Nos. given in the margin Rs. 1,37,043/- Grant-in-aid unspent balance of the previous year. A sum of Rs. 16,31,584/- has been utilized for the purpose of Salary (Plan) expenditure for which it was sanctioned and that the balance of Rs. 76,40,459/- remaining unutilized at the end of the year will be adjusted in the next FY 2015-2016.

Certified that we have satisfied ourselves that the conditions on which the grants-in-aid was sanctioned have been fulfilled and that we have exercised the following checks to see that the money was actually utilized for the purpose for which it was sanctioned.

(a) Internal Audit


(Prabodh Pandey)
Dy. Registrar (F& A)


(Ram Phal Dwivedi)
Registrar


(S G Deshmukh)
Director (I/c)

Dated:

Office of the Director General of Audit (Central Receipt)
New Delhi, Branch-Gwalior, IV Floor, Audit Bhavan, Jhansi Road,
Gwalior - 474002 (M.P.)

No. Central/AMG-II/SAR/PDPM/IIITDM/2014-15/D-101

Dated:-

Confidential

To,

The Director,
Pt. Dwarka Prasad Mishra
Indian Institute of Information Technology, Design & Manufacturing,
Dumna Road, PO- Khamaria,
Jabalpur-482005

Subject:- Separate Audit Report on the accounts of Pt. DPM-IIITDM, Jabalpur for the year 2014-15.


Sir,

Please find enclosed herewith Separate Audit Report on the accounts of Pt. D.P. Mishra-IIITDM, Jabalpur for the year 2014-15. You are requested to ensure that the audited accounts are adopted by the Board of Governors before placing the same before the Parliament.

2. The date of placement of the above Report on the table of both houses of the Parliament may please be intimated and a copy of the printed material may be provided to the undersigned for information.
3. It may please be ensured that the previous SAR is presented either before or along with the current SAR. An undertaking to this effect may please be furnished.
4. Kindly acknowledge receipt.

End:- 1. Separate Audit Report
along with two Annexures

Yours faithfully,


Director (Central)

Separate Audit Report of the Comptroller and Auditor General of India on the accounts of Pandit Dwarka Prasad Mishra Indian Institute of Information Technology, Design and Manufacturing, Jabalpur for the year ended 31 March 2015.

We have audited the attached Balance Sheet of Pandit Dwarka Prasad Mishra Indian Institute of Information Technology, Design and Manufacturing (Pt. DP Mishra IIITDM), Jabalpur as at 31 March 2015, and the Income & Expenditure Account and the Receipt & Payment Account for the ended on that date under Section 20 (1) of the Comptroller and Auditor General's (Duties, Powers & Conditions of Service) Act, 1971. The Audit has been entrusted for the period up to 2018-19. These financial statements are the responsibility of the IIITDM's management. Our responsibility is to express an opinion on these financial statements based on our audit.

2. This Separate Audit Report contains the comments of the Comptroller and Auditor General of India (CAG) on the accounting treatment only with regard to classification, conformity with the best accounting practices, accounting standards and disclosure norms, etc. Audit observations on financial transactions with regard to compliance with the Law, Rules & Regulations (Propriety and Regularity) and efficiency- cum-performance aspects etc. if any, are reported through Inspection Reports/ CAG's Audit Reports separately.
3. We have conducted our audit in accordance with auditing standards generally accepted in India. These standards require that we plan and perform the audit to obtain reasonable assurance about whether the financial statements are free from material misstatements. An audit includes examining, on a test basis, evidences supporting the amounts and disclosures in the financial statements. An audit also includes assessing the accounting principles used and significant estimates made by management, as well as evaluating the overall presentation of financial statements. We believe that our audit provides a reasonable basis for our opinion.
4. Based on our audit, we report that:
 - (i) We have obtained all the information and explanations, which to the best of our knowledge and belief were necessary for the purpose of our audit:
 - (i i) The Balance Sheet and Income & Expenditure Account and the Receipt & Payment Account dealt with by this report have been drawn up in the format prescribed by Ministry of Human Resources Development, Government of India vide order No 29-4/2012-FD dated 17 April 2015.

(iii) In our opinion, proper books of accounts and other relevant records have been maintained by the Institute in so far as it appears from our examination of such books.

(iv) We further report that:

A. Balance Sheet

Application of funds

1 Loans, Advances & Deposits (Schedule 8) - ₹ 17.25 crore

1.1 This includes ₹ 54.91 lakh being the value of advance given to the DGS&D for supply of Computers and Air Conditioners. These equipment had been received before March 2014 and installed during 2014-15, but not capitalized. This resulted in over statement of Loans and Advances by ₹ 54.91 lakh, understatement of Fixed Assets by ₹ 46.18 lakh and understatement of expenditure (depreciation not charged) by ₹ 8.73 lakh.

1.2 Capital work in progress (Schedule 4) - ₹ 186.75 crore

This includes ₹35.94 crore being value of works completed and put to use but not capitalized. This resulted in over statement of Capital Works in Progress by ₹35.94 crore, understatement of Fixed Assets by ₹35.22 crore and understatement of expenditure (depreciation not charged) by ₹0.72 crore.

1.3 Current Assets (Schedule) - ₹ 27.22 crore

This does not include ₹ 0.45 lakh being rent receivable. This resulted in understatement of current assets and income to that extent.

Effect of Audit Comments on Accounts

The net impact of the comments given in the preceding paras is that the Sources of Funds (Assets) were overstated by ₹80.28 lakh, Expenditure and Income were understated by ₹ 80.73 lakh and ₹ 0.45 lakh respectively.

B. Grant-in-Aid

The Institute received grants in aid of ₹ 68.08 crore during the year. In addition to the above, it had unspent balance of ₹10.42 crore (grants - ₹5.61 crore and internal receipts ₹4.81 crore) of the previous year. Thus out of the available grants of ₹73.69 crore, the Institute could utilize an amount of ₹71.33 crore leaving a balance of ₹02.36 crore as unutilized grant as on 31st March 2015.

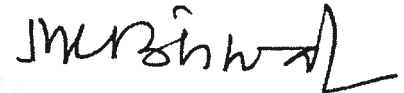
Besides above, the Institute also received project grants of ₹ 51.80 lakh details of which are enclosed at Annexure-2.

- (v) Subject to our observations in the preceding paragraphs we report that the Balance Sheet, Income & Expenditure Account and the Receipt & Payment Account dealt with by this report are in agreement with the books of accounts.
- (vi) In our opinion and to the best of our information and according to the explanations given to us, the said financial statements read together with the Accounting Policies and Notes on Accounts and subject to the significant matters stated above and other matters mentioned in Annexure-1 and 2 to this audit report give a true and fair view in conformity with accounting principles generally accepted in India:
 - (a) In so far as it relates to the Balance Sheet of the state of affairs of the Pt. D.P. Mishra IITDM, Jabalpur as at 31 March 2014; and
 - (b) In so far as it relates to Income & Expenditure Account of the deficit for the year ended on that date.

Place:- New Delhi

Date:- 17.09.2015

For and on behalf of the C & AG of India



Director General of Audit

Annexure-1

1. Adequacy of Internal Audit System:

Internal Audit functions have been outsourced. A Chartered Accountant, firm, appointed for the job, has conducted the internal audit and has submitted the internal audit report for the period up to 31 March 2015. The internal audit system was found to be adequate.

2. Adequacy of Internal Control System:

The internal control system was found inadequate due to the following: -

- (i) Internal Audit manual has not been prepared..
- (ii) No policy has been made for investment.
- (iii) Non preparation of list of unserviceable items.
- (iv) No security policy of data stored in computers.
- (v) Creditors amounting of ₹ 31.76 lakh were pending for settlement since 2011-12.

3. System of Physical Verification of Assets:

The physical verification of assets was not conducted since inception (2005-06) even though pointed out in earlier years' audit reports.

4. System of Physical Verification of Inventories:

The physical verification of inventories was not conducted since inception (2005-06) even though pointed out in earlier audit reports.

5. Regularity in payment of statutory dues:

The Institute was regular in payment of statutory dues.


Sr. Audit Officer/AMG-II

Annexure-2

Project wise details of Receipt and Utilisation of Grant-in-Aid during the year

Sl. No.	Name of the projects for which grants received or General Grants	Amount of grants brought forward from previous year FY 2013-14	Amount of grant received during the year 2014-15	Total grant received	Amount utilized during year FY 2014-15	Amount Refund during FY 2014-15	Amount unutilised as on 31/03/2015 carried forward to next year
		1	2	3=1+2	4	5	6
1	CONSTRAINED CURVE DRAWING ALGORITHMS FOR ROBOT MOTION PLANNING	23,087	0	23,087	0	23087	0
2	VIRTUAL LAB ON MANUFACTURING PROCESSES	8,73,096	44580	9,17,676	79397		8,38,279
3	IMPACT EVALUATION OF PUBLIC SERVICE GUARANTEE ACT-2010 (SCHOOL OF GOOD GOVERNANCE AND POLICY ANALYSIS)	54,951	2982	57,933			57,933
4	VIRTUAL LAB ON AUTOMATED SYSTEMS	7,64,460	38409	8,02,869	45703		7,57,166
5	BRIAN CONTROL MOBILE ROBOT	6,30,669	31240	6,61,909	96165	565744	0
6	PROCESS DEVELOPMENT FOR THE FABRICATION OF FREE FROM COMPONENT THROUGH INCREMENTAL SHEET FORMING	55,30,010	291046	58,21,056	709696		51,11,360
7	WAVELETS AND OPERATIONAL MATRIX BASED TECHNIQUES FOR INTEGRAL AND DIFFERENTIAL EQUATIONS	3,72,485	10928	3,83,413	0	383413	0
8	PRODUCTION ON COURSEWARE CONTENTS DEVELOPMENT FOR POST GRADUATE SUBJECT (E-PG-PATHSHALA)	6,95,063		6,95,063		695063	0
9	TIME-VARYING HARMONICS AND INTER HARMONICS ESTIMATION IN REAL TIME FOR ONLINE APPLICATIONS	9,26,067	80529	10,06,596	846350		1,60,246
10	DEVELOPMENT OF ADDITIVE SUBTRACTIVE INTEGRATED RP SYSTEM FOR IMPROVED PART QUALITY	0	827830	8,27,830	223052		6,04,778
11	DESIGN OF STOVE/CHULHA FOR RURAL MASSES OF INDIA	0	75000	75000	45000		30,000
12	ELECTRODEPOSITION OF MAGNETIC FILM IN THE PRESENCE OF EXTERNAL MAGNETIC FIELD	0	1550000	15,50,000			15,50,000
13	CENTRAL SECTOR SCHOLARSHIP SCHEME	1,86,000	2227000	24,13,000	1917000		4,96,000
	TOTAL	100,55,888	51,79,544	152,35,432	39,62,363	16,67,307	56,05,762

